

DTCM Series

Matrix Bi-Telecentric Lenses



Naming Rule

DTCM Series Diagonal of FOV is 56mm



Features

- The DTCM series is the ultimate bi-telecentric design with excellent imaging quality.
- The field of view ranges from a minimum of 26mm to a maximum of 300mm.
- Compatible with 5MP1/2.5"-150MP 67.6mm.
- Various specifications of C/M/F interface industrial cameras.
- The full series of 233 standard products and over 100 non-standard specifications cover various application scenarios.
- Large aperture, high telecentricity, ultra-low distortion, and large depth of field.

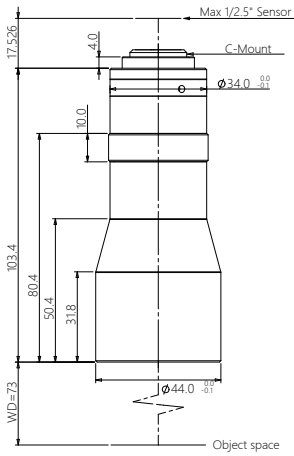
DTCM125 Series

For 1/2.5" Cameras



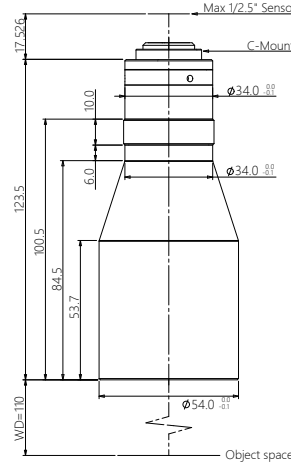
| Lens Model | FOV (Φmm) | Mag. β(x) | WD (mm) | Sensor Size (Φmm) | F/# | MTF30 (lp/mm) | DOF (mm) | Distortion (% max) | Telecentricity (° max) | I/O (mm) | Length (mm) | Mount | Weight (kg) |
|-----------------|-----------|-----------|---------|-------------------|-----|---------------|-----------|--------------------|------------------------|----------|-------------|-------|-------------|
| DTCM125-26 | 26 | 0.277 | 73±1 | 7.2(1/2.5") | 4.2 | >190 | ±5.7@F11 | <0.1 | <0.1 | 194±1 | 103.4 | C | 0.3 |
| DTCM125-36 | 36 | 0.200 | 110±2 | 7.2(1/2.5") | 4.2 | >190 | ±11.0@F11 | <0.1 | <0.1 | 251±2 | 123.5 | C | 0.4 |
| DTCM125-42 | 42 | 0.171 | 118±3 | 7.2(1/2.5") | 4.2 | >200 | ±15.0@F11 | <0.1 | <0.1 | 244±3 | 108.9 | C | 0.4 |
| DTCM125-48 | 48 | 0.150 | 128±3 | 7.2(1/2.5") | 4.2 | >190 | ±19.5@F11 | <0.1 | <0.1 | 268±3 | 122.4 | C | 0.4 |
| DTCM125-56-AL | 56 | 0.129 | 138±3 | 7.2(1/2.5") | 4.2 | >200 | ±26.4@F11 | <0.1 | <0.1 | 301±3 | 145.0 | C | 0.7 |
| DTCM125-64H-AL | 64 | 0.113 | 158±3 | 7.2(1/2.5") | 4.2 | >200 | ±34.8@F11 | <0.1 | <0.1 | 333±3 | 157.5 | C | 0.8 |
| DTCM125-72-AL | 72 | 0.100 | 178±3 | 7.2(1/2.5") | 4.2 | >195 | ±44@F11 | <0.1 | <0.1 | 373±3 | 177.5 | C | 1.0 |
| DTCM125-80H-AL | 80 | 0.090 | 228±4 | 7.2(1/2.5") | 4.2 | >205 | ±54.3@F11 | <0.1 | <0.1 | 413±4 | 167.5 | C | 1.9 |
| DTCM125-90-AL | 90 | 0.080 | 208±3 | 7.2(1/2.5") | 4.2 | >200 | ±68.7@F11 | <0.1 | <0.1 | 428±3 | 202.5 | C | 1.7 |
| DTCM125-100H-AL | 100 | 0.072 | 238±4 | 7.2(1/2.5") | 4.2 | >210 | ±84.8@F11 | <0.1 | <0.1 | 501±4 | 245.3 | C | 3.1 |
| DTCM125-110-AL | 110 | 0.066 | 263±4 | 7.2(1/2.5") | 4.2 | >210 | ±101@F11 | <0.1 | <0.1 | 536±4 | 255.1 | C | 2.7 |
| DTCM125-120H-AL | 120 | 0.060 | 273±5 | 7.2(1/2.5") | 4.2 | >210 | ±122@F11 | <0.1 | <0.1 | 557±5 | 266.9 | C | 4.2 |
| DTCM125-136-AL | 136 | 0.053 | 288±5 | 7.2(1/2.5") | 4.2 | >210 | ±157@F11 | <0.1 | <0.1 | 646±5 | 340.1 | C | 4.2 |
| DTCM125-150-AL | 150 | 0.048 | 300±5 | 7.2(1/2.5") | 4.2 | >210 | ±190@F11 | <0.1 | <0.1 | 627±5 | 309.5 | C | 5.7 |
| DTCM125-170-AL | 170 | 0.042 | 318±5 | 7.2(1/2.5") | 4.2 | >210 | ±249@F11 | <0.1 | <0.1 | 707±5 | 371.4 | C | 6.5 |
| DTCM125-190H-AL | 190 | 0.038 | 330±5 | 7.2(1/2.5") | 4.2 | >210 | ±304@F11 | <0.1 | <0.1 | 746±5 | 398.8 | C | 9.6 |
| DTCM125-216-AL | 216 | 0.033 | 372±5 | 7.2(1/2.5") | 4.2 | >210 | ±404@F11 | <0.1 | <0.1 | 884±5 | 494.2 | C | 13.7 |
| DTCM125-240H-AL | 240 | 0.030 | 410±6 | 7.2(1/2.5") | 4.2 | >210 | ±489@F11 | <0.1 | <0.1 | 968±6 | 540.1 | C | 19.1 |
| DTCM125-258-AL | 258 | 0.028 | 338±5 | 7.2(1/2.5") | 4.2 | >210 | ±565@F11 | <0.1 | <0.1 | 771±5 | 415.5 | C | 24.3 |
| DTCM125-300-AL | 300 | 0.024 | 465±6 | 7.2(1/2.5") | 4.2 | >205 | ±763@F11 | <0.1 | <0.1 | 1101±6 | 618.5 | C | 46.6 |

DTCM125-26



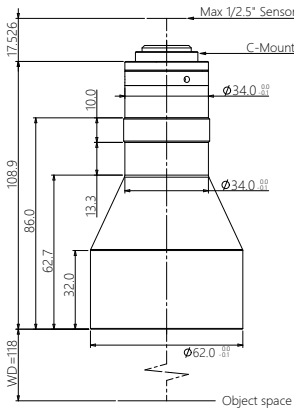
| | |
|----------------------------|-------------|
| FOV(Φmm) | 26 |
| Mag.β(x) | 0.277 |
| WD(mm) | 73±1 |
| Max Sensor Size(Φmm) | 7.2(1/2.5") |
| F/# | 4.2 |
| MTF30(lp/mm) | >190 |
| DOF(mm) | ±5.7@F11 |
| Distortion(% max) | <0.1 |
| Telecentricity(° max) | <0.1 |
| I/O(mm) | 194±1 |
| Length(mm) | 103.4 |
| Mount | C |
| Weight(kg) | 0.3 |
| Field of View (mmxmm) | |
| 1/3" AR130/RJ33 (4.8x3.6) | 17.3x13.0 |
| 1/2.5" 9P001/31 (5.7x4.28) | 20.6x15.5 |

DTCM125-36



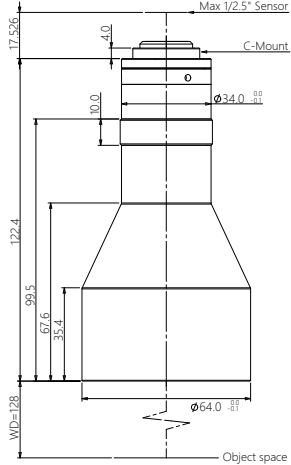
| | |
|----------------------------|-------------|
| FOV(Φmm) | 36 |
| Mag.β(x) | 0.200 |
| WD(mm) | 110±2 |
| Max Sensor Size(Φmm) | 7.2(1/2.5") |
| F/# | 4.2 |
| MTF30(lp/mm) | >190 |
| DOF(mm) | ±11.0@F11 |
| Distortion(% max) | <0.1 |
| Telecentricity(° max) | <0.1 |
| I/O(mm) | 251±2 |
| Length(mm) | 123.5 |
| Mount | C |
| Weight(kg) | 0.4 |
| Field of View (mmxmm) | |
| 1/3" AR130/RJ33 (4.8x3.6) | 24.0x18.0 |
| 1/2.5" 9P001/31 (5.7x4.28) | 28.5x21.4 |

DTCM125-42



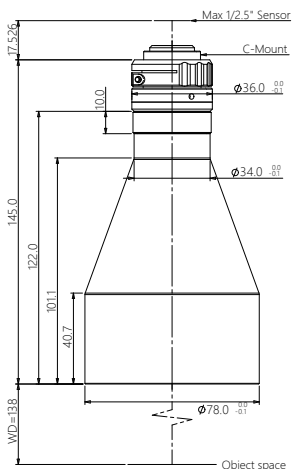
| | |
|----------------------------|-------------|
| FOV(Φmm) | 42 |
| Mag.β(x) | 0.171 |
| WD(mm) | 118±3 |
| Max Sensor Size(Φmm) | 7.2(1/2.5") |
| F/# | 4.2 |
| MTF30(lp/mm) | >200 |
| DOF(mm) | ±15.0@F11 |
| Distortion(% max) | <0.1 |
| Telecentricity(° max) | <0.1 |
| I/O(mm) | 244±3 |
| Length(mm) | 108.9 |
| Mount | C |
| Weight(kg) | 0.4 |
| Field of View (mmxmm) | |
| 1/3" AR130/RJ33 (4.8x3.6) | 28.1x21.1 |
| 1/2.5" 9P001/31 (5.7x4.28) | 33.3x25.0 |

DTCM125-48



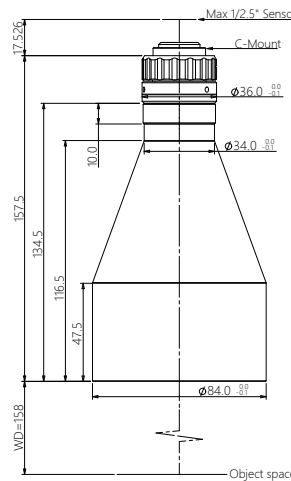
| | |
|----------------------------|-------------|
| FOV(Φmm) | 48 |
| Mag.β(x) | 0.150 |
| WD(mm) | 128±3 |
| Max Sensor Size(Φmm) | 7.2(1/2.5") |
| F/# | 4.2 |
| MTF30(lp/mm) | >190 |
| DOF(mm) | ±19.5@F11 |
| Distortion(% max) | <0.1 |
| Telecentricity(° max) | <0.1 |
| I/O(mm) | 268±3 |
| Length(mm) | 122.4 |
| Mount | C |
| Weight(kg) | 0.4 |
| Field of View (mmxmm) | |
| 1/3" AR130/RJ33 (4.8x3.6) | 32.0x24.0 |
| 1/2.5" 9P001/31 (5.7x4.28) | 38.0x28.5 |

DTCM125-56-AL



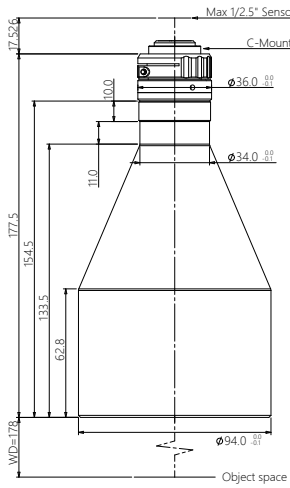
| | |
|----------------------------|-------------|
| FOV(Φmm) | 56 |
| Mag.β(x) | 0.129 |
| WD(mm) | 138±3 |
| Max Sensor Size(Φmm) | 7.2(1/2.5") |
| F/# | 4.2 |
| MTF30(lp/mm) | >200 |
| DOF(mm) | ±26.4@F11 |
| Distortion(% max) | <0.1 |
| Telecentricity(° max) | <0.1 |
| I/O(mm) | 301±3 |
| Length(mm) | 145.0 |
| Mount | C |
| Weight(kg) | 0.7 |
| Field of View (mmxmm) | |
| 1/3" AR130/RJ33 (4.8x3.6) | 37.2x27.9 |
| 1/2.5" 9P001/31 (5.7x4.28) | 44.2x33.2 |

DTCM125-64H-AL



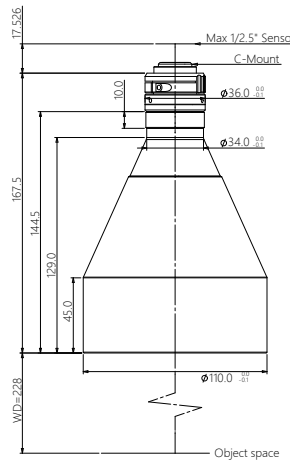
| | |
|----------------------------|-------------|
| FOV(Φmm) | 64 |
| Mag.β(x) | 0.113 |
| WD(mm) | 158±3 |
| Max Sensor Size(Φmm) | 7.2(1/2.5") |
| F/# | 4.2 |
| MTF30(lp/mm) | >200 |
| DOF(mm) | ±34.8@F11 |
| Distortion(% max) | <0.1 |
| Telecentricity(° max) | <0.1 |
| I/O(mm) | 333±3 |
| Length(mm) | 157.5 |
| Mount | C |
| Weight(kg) | 0.8 |
| Field of View (mmxmm) | |
| 1/3" AR130/RJ33 (4.8x3.6) | 42.5x31.9 |
| 1/2.5" 9P001/31 (5.7x4.28) | 50.4x37.9 |

DTCM125-72-AL



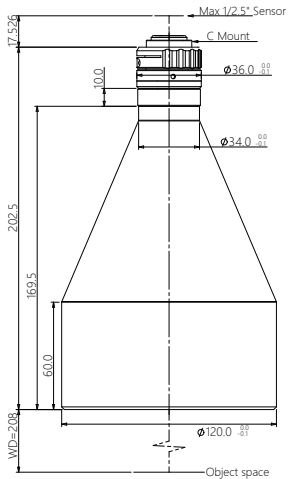
| | |
|----------------------------|-------------|
| FOV(Φmm) | 72 |
| Mag.β(x) | 0.100 |
| WD(mm) | 178±3 |
| Max Sensor Size(Φmm) | 7.2(1/2.5") |
| F/# | 4.2 |
| MTF30(lp/mm) | >195 |
| DOF(mm) | ±44@F11 |
| Distortion(% max) | <0.1 |
| Telecentricity(° max) | <0.1 |
| I/O(mm) | 373±3 |
| Length(mm) | 177.5 |
| Mount | C |
| Weight(kg) | 1.0 |
| Field of View (mmxmm) | |
| 1/3" AR130/RJ33 (4.8x3.6) | 48.0x36.0 |
| 1/2.5" 9P001/31 (5.7x4.28) | 57.0x42.8 |

DTCM125-80H-AL



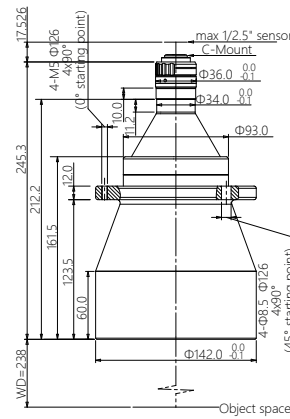
| | |
|----------------------------|-------------|
| FOV(Φmm) | 80 |
| Mag.β(x) | 0.090 |
| WD(mm) | 228±4 |
| Max Sensor Size(Φmm) | 7.2(1/2.5") |
| F/# | 4.2 |
| MTF30(lp/mm) | >205 |
| DOF(mm) | ±54.3@F11 |
| Distortion(% max) | <0.1 |
| Telecentricity(° max) | <0.1 |
| I/O(mm) | 413±4 |
| Length(mm) | 167.5 |
| Mount | C |
| Weight(kg) | 1.9 |
| Field of View (mmxmm) | |
| 1/3" AR130/RJ33 (4.8x3.6) | 53.3x40.0 |
| 1/2.5" 9P001/31 (5.7x4.28) | 63.3x47.6 |

DTCM125-90-AL



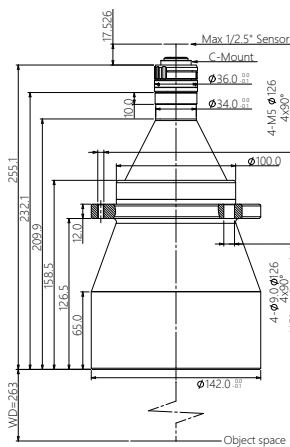
| | |
|----------------------------|-------------|
| FOV(Φmm) | 90 |
| Mag.β(x) | 0.080 |
| WD(mm) | 208±3 |
| Max Sensor Size(Φmm) | 7.2(1/2.5") |
| F/# | 4.2 |
| MTF30(lp/mm) | >200 |
| DOF(mm) | ±68.7@F11 |
| Distortion(% max) | <0.1 |
| Telecentricity(° max) | <0.1 |
| I/O(mm) | 428±3 |
| Length(mm) | 202.5 |
| Mount | C |
| Weight(kg) | 1.7 |
| Field of View (mmxmm) | |
| 1/3" AR130/RJ33 (4.8x3.6) | 60.0x45.0 |
| 1/2.5" 9P001/31 (5.7x4.28) | 71.3x53.5 |

DTCM125-100H-AL



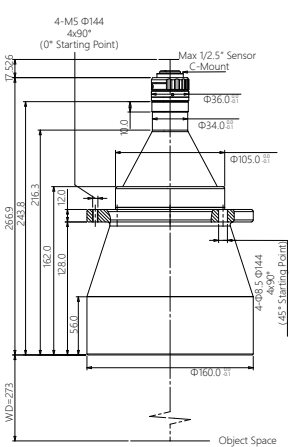
| | |
|----------------------------|-------------|
| FOV(Φmm) | 100 |
| Mag.β(x) | 0.072 |
| WD(mm) | 238±4 |
| Max Sensor Size(Φmm) | 7.2(1/2.5") |
| F/# | 4.2 |
| MTF30(lp/mm) | >210 |
| DOF(mm) | ±84.8@F11 |
| Distortion(% max) | <0.1 |
| Telecentricity(° max) | <0.1 |
| I/O(mm) | 501±4 |
| Length(mm) | 245.3 |
| Mount | C |
| Weight(kg) | 3.1 |
| Field of View (mmxmm) | |
| 1/3" AR130/RJ33 (4.8x3.6) | 66.7x50.0 |
| 1/2.5" 9P001/31 (5.7x4.28) | 79.2x59.4 |

DTCM125-110-AL



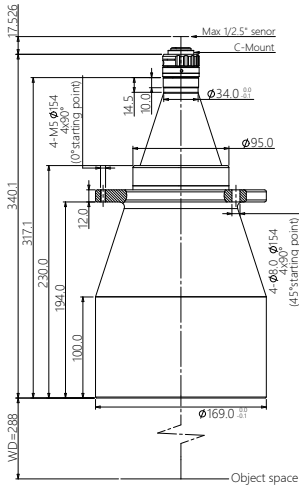
| | |
|----------------------------|-------------|
| FOV(Φmm) | 110 |
| Mag.β(x) | 0.066 |
| WD(mm) | 263±4 |
| Max Sensor Size(Φmm) | 7.2(1/2.5") |
| F/# | 4.2 |
| MTF30(lp/mm) | >210 |
| DOF(mm) | ±101@F11 |
| Distortion(% max) | <0.1 |
| Telecentricity(° max) | <0.1 |
| I/O(mm) | 536±4 |
| Length(mm) | 255.1 |
| Mount | C |
| Weight(kg) | 2.7 |
| Field of View (mmxmm) | |
| 1/3" AR130/RJ33 (4.8x3.6) | 72.7x54.5 |
| 1/2.5" 9P001/31 (5.7x4.28) | 86.4x64.8 |

DTCM125-120H-AL



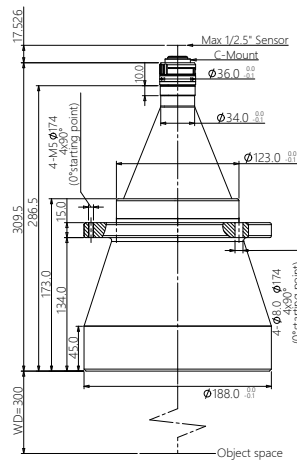
| | |
|----------------------------|-------------|
| FOV(Φmm) | 120 |
| Mag.β(x) | 0.060 |
| WD(mm) | 273±5 |
| Max Sensor Size(Φmm) | 7.2(1/2.5") |
| F/# | 4.2 |
| MTF30(lp/mm) | >210 |
| DOF(mm) | ±122@F11 |
| Distortion(% max) | <0.1 |
| Telecentricity(° max) | <0.1 |
| I/O(mm) | 557±5 |
| Length(mm) | 266.9 |
| Mount | C |
| Weight(kg) | 4.2 |
| Field of View (mmxmm) | |
| 1/3" AR130/RJ33 (4.8x3.6) | 80.0x60.0 |
| 1/2.5" 9P001/31 (5.7x4.28) | 95.0x71.3 |

DTCM125-136-AL



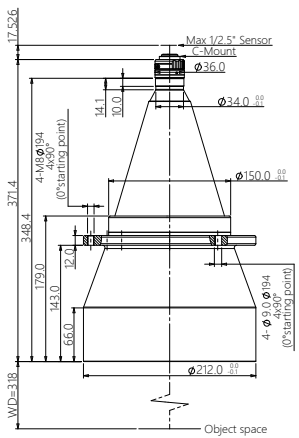
| | |
|----------------------------|-------------|
| FOV(Φmm) | 136 |
| Mag.β(x) | 0.053 |
| WD(mm) | 288±5 |
| Max Sensor Size(Φmm) | 7.2(1/2.5") |
| F/# | 4.2 |
| MTF30(lp/mm) | >210 |
| DOF(mm) | ±157@F11 |
| Distortion(% max) | <0.1 |
| Telecentricity(° max) | <0.1 |
| I/O(mm) | 646±5 |
| Length(mm) | 340.1 |
| Mount | C |
| Weight(kg) | 4.2 |
| Field of View (mmxmm) | |
| 1/3" AR130/RJ33 (4.8x3.6) | 90.6x67.9 |
| 1/2.5" 9P001/31 (5.7x4.28) | 107.5x80.8 |

DTCM125-150-AL



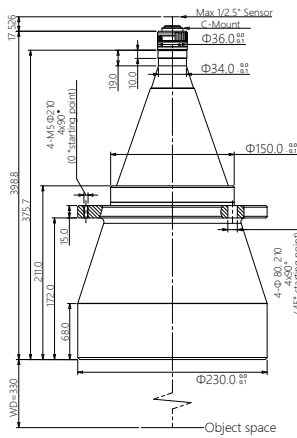
| | |
|----------------------------|-------------|
| FOV(Φmm) | 150 |
| Mag.β(x) | 0.048 |
| WD(mm) | 300±5 |
| Max Sensor Size(Φmm) | 7.2(1/2.5") |
| F/# | 4.2 |
| MTF30(lp/mm) | >210 |
| DOF(mm) | ±190@F11 |
| Distortion(% max) | <0.1 |
| Telecentricity(° max) | <0.1 |
| I/O(mm) | 627±5 |
| Length(mm) | 309.5 |
| Mount | C |
| Weight(kg) | 5.7 |
| Field of View (mmxmm) | |
| 1/3" AR130/RJ33 (4.8x3.6) | 100.0x75.0 |
| 1/2.5" 9P001/31 (5.7x4.28) | 118.8x89.2 |

DTCM125-170-AL



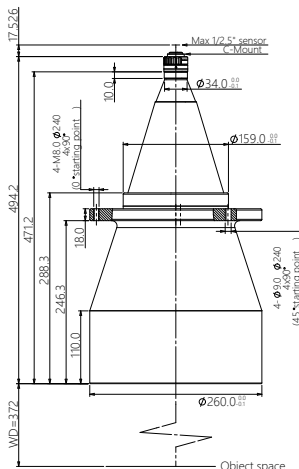
| | |
|----------------------------|-------------|
| FOV(Φmm) | 170 |
| Mag.β(x) | 0.042 |
| WD(mm) | 318±5 |
| Max Sensor Size(Φmm) | 7.2(1/2.5") |
| F/# | 4.2 |
| MTF30(lp/mm) | >210 |
| DOF(mm) | ±249@F11 |
| Distortion(% max) | <0.1 |
| Telecentricity(° max) | <0.1 |
| I/O(mm) | 707±5 |
| Length(mm) | 371.4 |
| Mount | C |
| Weight(kg) | 6.5 |
| Field of View (mmxmm) | |
| 1/3" AR130/RJ33 (4.8x3.6) | 114.3x85.7 |
| 1/2.5" 9P001/31 (5.7x4.28) | 135.7x101.9 |

DTCM125-190H-AL



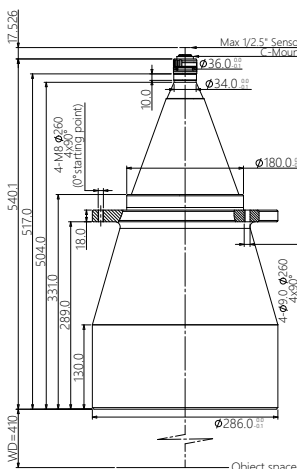
| | |
|----------------------------|-------------|
| FOV(Φmm) | 190 |
| Mag.β(x) | 0.038 |
| WD(mm) | 330±5 |
| Max Sensor Size(Φmm) | 7.2(1/2.5") |
| F/# | 4.2 |
| MTF30(lp/mm) | >210 |
| DOF(mm) | ±304@F11 |
| Distortion(% max) | <0.1 |
| Telecentricity(° max) | <0.1 |
| I/O(mm) | 746±5 |
| Length(mm) | 398.8 |
| Mount | C |
| Weight(kg) | 9.6 |
| Field of View (mmxmm) | |
| 1/3" AR130/RJ33 (4.8x3.6) | 126.3x94.7 |
| 1/2.5" 9P001/31 (5.7x4.28) | 150.0x112.6 |

DTCM125-216-AL



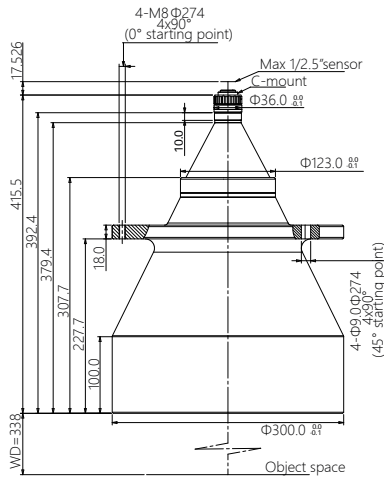
| | |
|----------------------------|-------------|
| FOV(Φmm) | 216 |
| Mag.β(x) | 0.033 |
| WD(mm) | 372±5 |
| Max Sensor Size(Φmm) | 7.2(1/2.5") |
| F/# | 4.2 |
| MTF30(lp/mm) | >210 |
| DOF(mm) | ±404@F11 |
| Distortion(% max) | <0.1 |
| Telecentricity(° max) | <0.1 |
| I/O(mm) | 884±5 |
| Length(mm) | 494.2 |
| Mount | C |
| Weight(kg) | 13.7 |
| Field of View (mmxmm) | |
| 1/3" AR130/RJ33 (4.8x3.6) | 145.5x109.1 |
| 1/2.5" 9P001/31 (5.7x4.28) | 172.7x129.7 |

DTCM125-240H-AL



| | |
|----------------------------|-------------|
| FOV(Φmm) | 240 |
| Mag.β(x) | 0.030 |
| WD(mm) | 410±6 |
| Max Sensor Size(Φmm) | 7.2(1/2.5") |
| F/# | 4.2 |
| MTF30(lp/mm) | >210 |
| DOF(mm) | ±489@F11 |
| Distortion(% max) | <0.1 |
| Telecentricity(° max) | <0.1 |
| I/O(mm) | 968±6 |
| Length(mm) | 540.1 |
| Mount | C |
| Weight(kg) | 19.1 |
| Field of View (mmxmm) | |
| 1/3" AR130/RJ33 (4.8x3.6) | 160.0x120.0 |
| 1/2.5" 9P001/31 (5.7x4.28) | 190.0x142.7 |

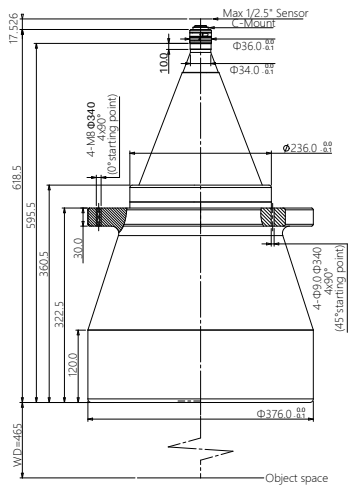
DTCM125-258-AL



| | |
|-----------------------------|---------------|
| FOV(Φ mm) | 258 |
| Mag, $\beta(x)$ | 0.028 |
| WD(mm) | 338 \pm 5 |
| Max Sensor Size(Φ mm) | 7.2(1/2.5") |
| F/# | 4.2 |
| MTF30(lp/mm) | >210 |
| DOF(mm) | \pm 565@F11 |
| Distortion(% max) | <0.1 |
| Telecentricity(° max) | <0.1 |
| I/O(mm) | 771 \pm 5 |
| Length(mm) | 415.5 |
| Mount | C |
| Weight(kg) | 24.3 |

| Field of View (mmxmm) | |
|----------------------------|-------------|
| 1/3° AR130/RJ33 (4.8x3.6) | 171.4x128.6 |
| 1/2.5° 9P001/31 (5.7x4.28) | 203.6x152.9 |

DTCM125-300-AL



| | |
|-----------------------------|---------------|
| FOV(Φ mm) | 300 |
| Mag, $\beta(x)$ | 0.024 |
| WD(mm) | 465 \pm 6 |
| Max Sensor Size(Φ mm) | 7.2(1/2.5") |
| F/# | 4.2 |
| MTF30(lp/mm) | >205 |
| DOF(mm) | \pm 763@F11 |
| Distortion(% max) | <0.1 |
| Telecentricity(° max) | <0.1 |
| I/O(mm) | 1101 \pm 6 |
| Length(mm) | 618.5 |
| Mount | C |
| Weight(kg) | 46.6 |

| Field of View (mmxmm) | |
|----------------------------|-------------|
| 1/3° AR130/RJ33 (4.8x3.6) | 200.0x150.0 |
| 1/2.5° 9P001/31 (5.7x4.28) | 237.5x178.3 |

DTCM Series-T90 Corner Design

- Support internal 90-degree steering design.
- The highest matching 150 MegaPixels industrial camera.
- The field of view is up to 300mm (diagonal field of view).
- Save installation space and reduce equipment cost.



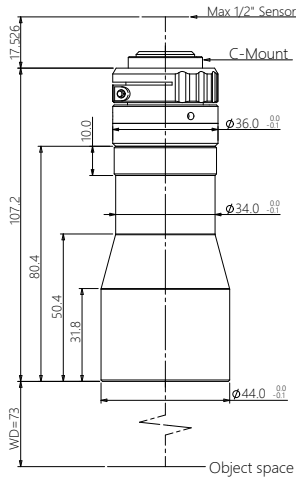
DTCM120 Series

For 1/2" Cameras



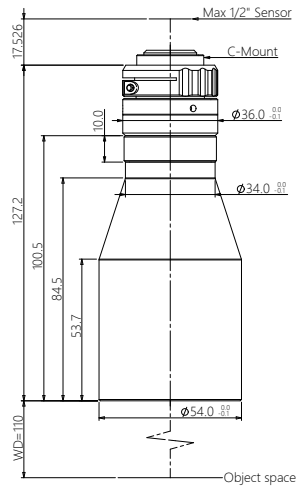
| Lens Model | FOV (Φmm) | Mag. β(x) | WD (mm) | Sensor Size (Φmm) | F/# | MTF30 (lp/mm) | DOF (mm) | Distortion (% max) | Telecentricity (° max) | I/O (mm) | Length (mm) | Mount | Weight (kg) |
|-----------------|-----------|-----------|---------|-------------------|-----|---------------|-----------|--------------------|------------------------|----------|-------------|-------|-------------|
| DTCM120-26-AL | 26 | 0.308 | 73±1 | 8.0(1/2") | 4.2 | >175 | ±4.6@F11 | <0.1 | <0.1 | 198±1 | 107.2 | C | 0.3 |
| DTCM120-36-AL | 36 | 0.222 | 110±2 | 8.0(1/2") | 4.2 | >190 | ±8.9@F11 | <0.1 | <0.1 | 255±2 | 127.2 | C | 0.4 |
| DTCM120-42-AL | 42 | 0.190 | 118±3 | 8.0(1/2") | 4.2 | >210 | ±12.1@F11 | <0.1 | <0.1 | 248±3 | 112.7 | C | 0.4 |
| DTCM120-48-AL | 48 | 0.167 | 128±3 | 8.0(1/2") | 4.2 | >200 | ±15.7@F11 | <0.1 | <0.1 | 272±3 | 126.2 | C | 0.4 |
| DTCM120-56-AL | 56 | 0.143 | 138±3 | 8.0(1/2") | 4.2 | >210 | ±21.5@F11 | <0.1 | <0.1 | 304±3 | 148.7 | C | 0.6 |
| DTCM120-64H-AL | 64 | 0.125 | 158±3 | 8.0(1/2") | 4.2 | >220 | ±28.2@F11 | <0.1 | <0.1 | 337±3 | 161.2 | C | 0.8 |
| DTCM120-72-AL | 72 | 0.111 | 178±3 | 8.0(1/2") | 4.2 | >215 | ±35.7@F11 | <0.1 | <0.1 | 377±3 | 181.2 | C | 1.0 |
| DTCM120-80H-AL | 80 | 0.100 | 228±4 | 8.0(1/2") | 4.2 | >210 | ±44@F11 | <0.1 | <0.1 | 417±4 | 171.2 | C | 1.8 |
| DTCM120-90-AL | 90 | 0.089 | 208±3 | 8.0(1/2") | 4.2 | >210 | ±55.5@F11 | <0.1 | <0.1 | 432±3 | 206.2 | C | 1.6 |
| DTCM120-100H-AL | 100 | 0.080 | 238±4 | 8.0(1/2") | 4.2 | >210 | ±68.7@F11 | <0.1 | <0.1 | 505±4 | 249.0 | C | 3.0 |
| DTCM120-110-AL | 110 | 0.073 | 263±4 | 8.0(1/2") | 4.2 | >210 | ±82.6@F11 | <0.1 | <0.1 | 539±4 | 258.8 | C | 2.6 |
| DTCM120-120H-AL | 120 | 0.067 | 273±5 | 8.0(1/2") | 4.2 | >210 | ±99@F11 | <0.1 | <0.1 | 561±5 | 270.6 | C | 4.1 |
| DTCM120-136-AL | 136 | 0.059 | 288±5 | 8.0(1/2") | 4.2 | >215 | ±126@F11 | <0.1 | <0.1 | 649±5 | 343.8 | C | 4.2 |
| DTCM120-150-AL | 150 | 0.053 | 300±5 | 8.0(1/2") | 4.2 | >210 | ±156@F11 | <0.1 | <0.1 | 631±5 | 313.2 | C | 5.6 |
| DTCM120-170-AL | 170 | 0.047 | 318±5 | 8.0(1/2") | 4.2 | >210 | ±199@F11 | <0.1 | <0.1 | 711±5 | 375.1 | C | 6.4 |
| DTCM120-190H-AL | 190 | 0.042 | 330±5 | 8.0(1/2") | 4.2 | >210 | ±248@F11 | <0.1 | <0.1 | 750±5 | 402.5 | C | 9.6 |
| DTCM120-216-AL | 216 | 0.037 | 372±5 | 8.0(1/2") | 4.2 | >210 | ±321@F11 | <0.1 | <0.1 | 887±5 | 497.9 | C | 13.7 |
| DTCM120-240H-AL | 240 | 0.033 | 410±6 | 8.0(1/2") | 4.2 | >210 | ±397@F11 | <0.1 | <0.1 | 971±6 | 543.8 | C | 19.0 |
| DTCM120-258-AL | 258 | 0.031 | 338±5 | 8.0(1/2") | 4.2 | >210 | ±458@F11 | <0.1 | <0.1 | 775±5 | 419.2 | C | 24.3 |
| DTCM120-300-AL | 300 | 0.027 | 465±6 | 8.0(1/2") | 4.2 | >205 | ±603@F11 | <0.1 | <0.1 | 1105±6 | 622.2 | C | 46.5 |

DTCM120-26-AL



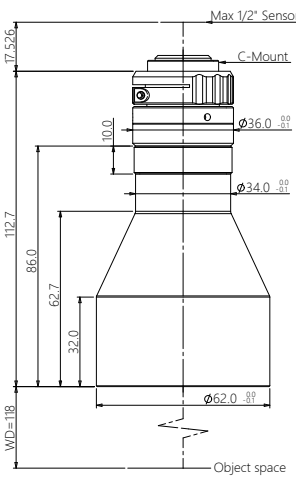
| | |
|---------------------------------|---------------|
| FOV(ϕ mm) | 26 |
| Mag. β (x) | 0.308 |
| WD(mm) | 73 \pm 1 |
| Max Sensor Size(ϕ mm) | 8.0(1/2") |
| F/# | 4.2 |
| MTF30(lp/mm) | >175 |
| DOF(mm) | \pm 4.6@F11 |
| Distortion(% max) | <0.1 |
| Telecentricity($^{\circ}$ max) | <0.1 |
| I/O(mm) | 198 \pm 1 |
| Length(mm) | 107.2 |
| Mount | C |
| Weight(kg) | 0.3 |
| Field of View (mmxmm) | |
| 1/2.5" 9P001/31 (5.7x4.28) | 18.5x13.9 |
| 1/2.3" 9J003 (6.44x4.62) | 20.9x15.0 |

DTCM120-36-AL



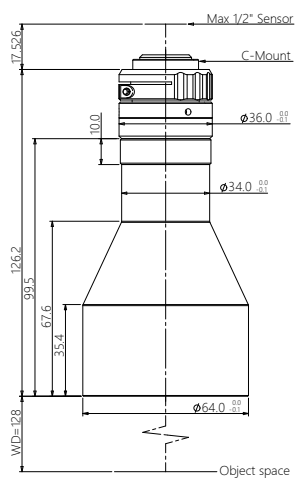
| | |
|---------------------------------|---------------|
| FOV(ϕ mm) | 36 |
| Mag. β (x) | 0.222 |
| WD(mm) | 110 \pm 2 |
| Max Sensor Size(ϕ mm) | 8.0(1/2") |
| F/# | 4.2 |
| MTF30(lp/mm) | >190 |
| DOF(mm) | \pm 8.9@F11 |
| Distortion(% max) | <0.1 |
| Telecentricity($^{\circ}$ max) | <0.1 |
| I/O(mm) | 255 \pm 2 |
| Length(mm) | 127.2 |
| Mount | C |
| Weight(kg) | 0.4 |
| Field of View (mmxmm) | |
| 1/2.5" 9P001/31 (5.7x4.28) | 25.7x19.3 |
| 1/2.3" 9J003 (6.44x4.62) | 29.0x20.8 |

DTCM120-42-AL



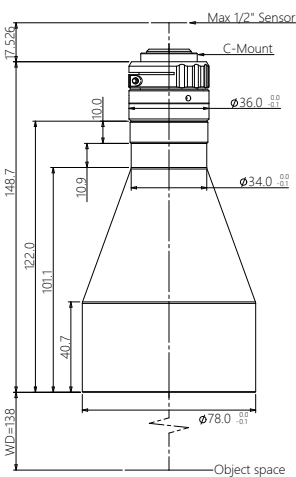
| | |
|---------------------------------|----------------|
| FOV(ϕ mm) | 42 |
| Mag. β (x) | 0.190 |
| WD(mm) | 118 \pm 3 |
| Max Sensor Size(ϕ mm) | 8.0(1/2") |
| F/# | 4.2 |
| MTF30(lp/mm) | >210 |
| DOF(mm) | \pm 12.1@F11 |
| Distortion(% max) | <0.1 |
| Telecentricity($^{\circ}$ max) | <0.1 |
| I/O(mm) | 248 \pm 3 |
| Length(mm) | 112.7 |
| Mount | C |
| Weight(kg) | 0.4 |
| Field of View (mmxmm) | |
| 1/2.5" 9P001/31 (5.7x4.28) | 30.0x22.5 |
| 1/2.3" 9J003 (6.44x4.62) | 33.9x24.3 |

DTCM120-48-AL



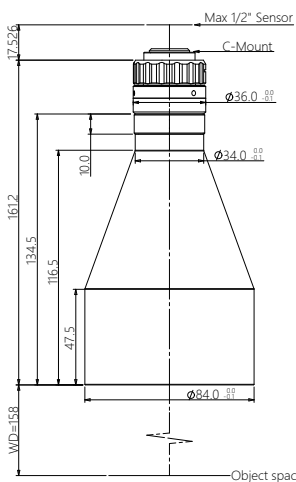
| | |
|---------------------------------|----------------|
| FOV(ϕ mm) | 48 |
| Mag. β (x) | 0.167 |
| WD(mm) | 128 \pm 3 |
| Max Sensor Size(ϕ mm) | 8.0(1/2") |
| F/# | 4.2 |
| MTF30(lp/mm) | >200 |
| DOF(mm) | \pm 15.7@F11 |
| Distortion(% max) | <0.1 |
| Telecentricity($^{\circ}$ max) | <0.1 |
| I/O(mm) | 272 \pm 3 |
| Length(mm) | 126.2 |
| Mount | C |
| Weight(kg) | 0.4 |
| Field of View (mmxmm) | |
| 1/2.5" 9P001/31 (5.7x4.28) | 34.1x25.6 |
| 1/2.3" 9J003 (6.44x4.62) | 38.6x27.7 |

DTCM120-56-AL



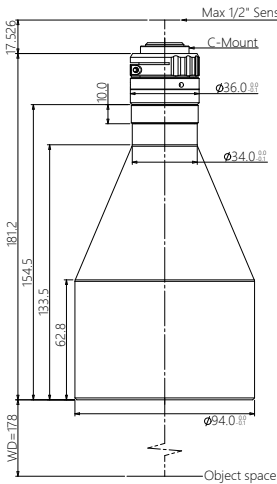
| | |
|---------------------------------|----------------|
| FOV(ϕ mm) | 56 |
| Mag. β (x) | 0.143 |
| WD(mm) | 138 \pm 3 |
| Max Sensor Size(ϕ mm) | 8.0(1/2") |
| F/# | 4.2 |
| MTF30(lp/mm) | >210 |
| DOF(mm) | \pm 21.5@F11 |
| Distortion(% max) | <0.1 |
| Telecentricity($^{\circ}$ max) | <0.1 |
| I/O(mm) | 304 \pm 3 |
| Length(mm) | 148.7 |
| Mount | C |
| Weight(kg) | 0.6 |
| Field of View (mmxmm) | |
| 1/2.5" 9P001/31 (5.7x4.28) | 39.9x29.9 |
| 1/2.3" 9J003 (6.44x4.62) | 45.0x32.3 |

DTCM120-64H-AL



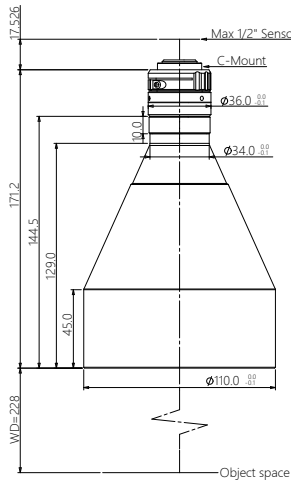
| | |
|---------------------------------|----------------|
| FOV(ϕ mm) | 64 |
| Mag. β (x) | 0.125 |
| WD(mm) | 158 \pm 3 |
| Max Sensor Size(ϕ mm) | 8.0(1/2") |
| F/# | 4.2 |
| MTF30(lp/mm) | >220 |
| DOF(mm) | \pm 28.2@F11 |
| Distortion(% max) | <0.1 |
| Telecentricity($^{\circ}$ max) | <0.1 |
| I/O(mm) | 337 \pm 3 |
| Length(mm) | 161.2 |
| Mount | C |
| Weight(kg) | 0.8 |
| Field of View (mmxmm) | |
| 1/2.5" 9P001/31 (5.7x4.28) | 45.6x34.2 |
| 1/2.3" 9J003 (6.44x4.62) | 51.5x37.0 |

DTCM120-72-AL



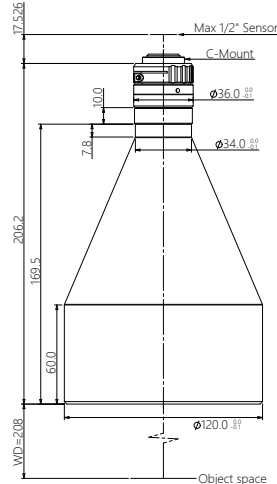
| | |
|---------------------------------|----------------|
| FOV(ϕ mm) | 72 |
| Mag. β (x) | 0.111 |
| WD(mm) | 178 \pm 3 |
| Max Sensor Size(ϕ mm) | 8.0(1/2") |
| F/# | 4.2 |
| MTF30(lp/mm) | >215 |
| DOF(mm) | \pm 35.7@F11 |
| Distortion(% max) | <0.1 |
| Telecentricity($^{\circ}$ max) | <0.1 |
| I/O(mm) | 377 \pm 3 |
| Length(mm) | 181.2 |
| Mount | C |
| Weight(kg) | 1.0 |
| Field of View (mmxmm) | |
| 1/2.5" 9P001/31 (5.7x4.28) | 51.4x38.6 |
| 1/2.3" 9J003 (6.44x4.62) | 58.0x41.6 |

DTCM120-80H-AL



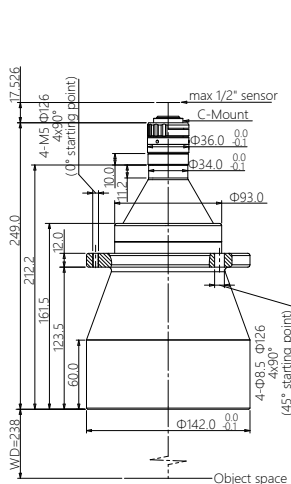
| | |
|---------------------------------|--------------|
| FOV(ϕ mm) | 80 |
| Mag. β (x) | 0.100 |
| WD(mm) | 228 \pm 4 |
| Max Sensor Size(ϕ mm) | 8.0(1/2") |
| F/# | 4.2 |
| MTF30(lp/mm) | >210 |
| DOF(mm) | \pm 44@F11 |
| Distortion(% max) | <0.1 |
| Telecentricity($^{\circ}$ max) | <0.1 |
| I/O(mm) | 417 \pm 4 |
| Length(mm) | 171.2 |
| Mount | C |
| Weight(kg) | 1.8 |
| Field of View (mmxmm) | |
| 1/2.5" 9P001/31 (5.7x4.28) | 57.0x42.8 |
| 1/2.3" 9J003 (6.44x4.62) | 64.4x46.2 |

DTCM120-90-AL



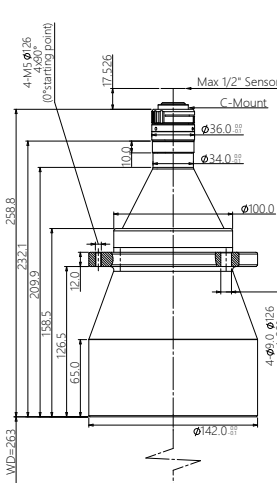
| | |
|---------------------------------|----------------|
| FOV(ϕ mm) | 90 |
| Mag. β (x) | 0.089 |
| WD(mm) | 208 \pm 3 |
| Max Sensor Size(ϕ mm) | 8.0(1/2") |
| F/# | 4.2 |
| MTF30(lp/mm) | >210 |
| DOF(mm) | \pm 55.5@F11 |
| Distortion(% max) | <0.1 |
| Telecentricity($^{\circ}$ max) | <0.1 |
| I/O(mm) | 432 \pm 3 |
| Length(mm) | 206.2 |
| Mount | C |
| Weight(kg) | 1.6 |
| Field of View (mmxmm) | |
| 1/2.5" 9P001/31 (5.7x4.28) | 64.0x48.1 |
| 1/2.3" 9J003 (6.44x4.62) | 72.4x51.9 |

DTCM120-100H-AL



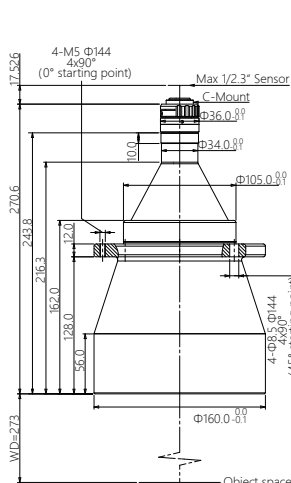
| | |
|---------------------------------|----------------|
| FOV(ϕ mm) | 100 |
| Mag. β (x) | 0.080 |
| WD(mm) | 238 \pm 4 |
| Max Sensor Size(ϕ mm) | 8.0(1/2") |
| F/# | 4.2 |
| MTF30(lp/mm) | >210 |
| DOF(mm) | \pm 68.7@F11 |
| Distortion(% max) | <0.1 |
| Telecentricity($^{\circ}$ max) | <0.1 |
| I/O(mm) | 505 \pm 4 |
| Length(mm) | 249.0 |
| Mount | C |
| Weight(kg) | 3.0 |
| Field of View (mmxmm) | |
| 1/2.5" 9P001/31 (5.7x4.28) | 71.3x53.5 |
| 1/2.3" 9J003 (6.44x4.62) | 80.5x57.8 |

DTCM120-110-AL



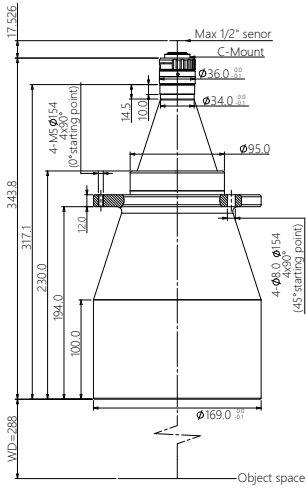
| | |
|---------------------------------|----------------|
| FOV(ϕ mm) | 110 |
| Mag. β (x) | 0.073 |
| WD(mm) | 263 \pm 4 |
| Max Sensor Size(ϕ mm) | 8.0(1/2") |
| F/# | 4.2 |
| MTF30(lp/mm) | >210 |
| DOF(mm) | \pm 82.6@F11 |
| Distortion(% max) | <0.1 |
| Telecentricity($^{\circ}$ max) | <0.1 |
| I/O(mm) | 539 \pm 4 |
| Length(mm) | 258.8 |
| Mount | C |
| Weight(kg) | 2.6 |
| Field of View (mmxmm) | |
| 1/2.5" 9P001/31 (5.7x4.28) | 78.1x58.6 |
| 1/2.3" 9J003 (6.44x4.62) | 88.2x63.3 |

DTCM120-120H-AL



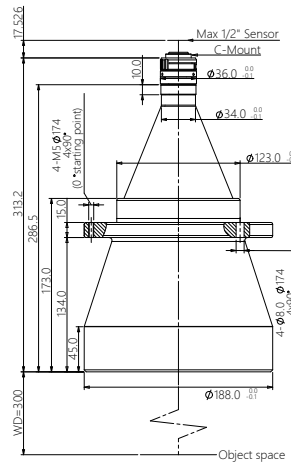
| | |
|---------------------------------|--------------|
| FOV(ϕ mm) | 120 |
| Mag. β (x) | 0.067 |
| WD(mm) | 273 \pm 5 |
| Max Sensor Size(ϕ mm) | 8.0(1/2") |
| F/# | 4.2 |
| MTF30(lp/mm) | >210 |
| DOF(mm) | \pm 99@F11 |
| Distortion(% max) | <0.1 |
| Telecentricity($^{\circ}$ max) | <0.1 |
| I/O(mm) | 561 \pm 5 |
| Length(mm) | 270.6 |
| Mount | C |
| Weight(kg) | 4.1 |
| Field of View (mmxmm) | |
| 1/2.5" 9P001/31 (5.7x4.28) | 85.1x63.9 |
| 1/2.3" 9J003 (6.44x4.62) | 96.1x69.0 |

DTCM120-136-AL



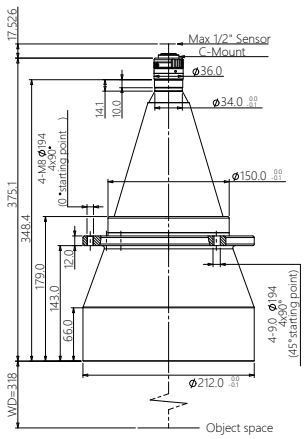
| | |
|----------------------------|------------|
| FOV(Φmm) | 136 |
| Mag.β(x) | 0.059 |
| WD(mm) | 288±5 |
| Max Sensor Size(Φmm) | 8.0(1/2") |
| F/# | 4.2 |
| MTF30(lp/mm) | >215 |
| DOF(mm) | ±126@F11 |
| Distortion(% max) | <0.1 |
| Telecentricity(° max) | <0.1 |
| I/O(mm) | 649±5 |
| Length(mm) | 343.8 |
| Mount | C |
| Weight(kg) | 4.2 |
| Field of View (mmxmm) | |
| 1/2.5" 9P001/31 (5.7x4.28) | 96.6x72.5 |
| 1/2.3" 9J003 (6.44x4.62) | 109.2x78.3 |

DTCM120-150-AL



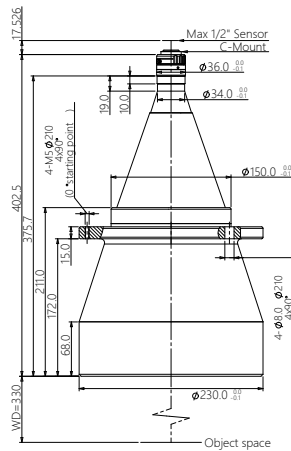
| | |
|----------------------------|------------|
| FOV(Φmm) | 150 |
| Mag.β(x) | 0.053 |
| WD(mm) | 300±5 |
| Max Sensor Size(Φmm) | 8.0(1/2") |
| F/# | 4.2 |
| MTF30(lp/mm) | >210 |
| DOF(mm) | ±156@F11 |
| Distortion(% max) | <0.1 |
| Telecentricity(° max) | <0.1 |
| I/O(mm) | 631±5 |
| Length(mm) | 313.2 |
| Mount | C |
| Weight(kg) | 5.6 |
| Field of View (mmxmm) | |
| 1/2.5" 9P001/31 (5.7x4.28) | 107.5x80.8 |
| 1/2.3" 9J003 (6.44x4.62) | 121.5x87.2 |

DTCM120-170-AL



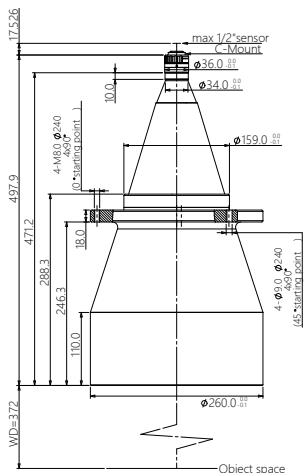
| | |
|----------------------------|------------|
| FOV(Φmm) | 170 |
| Mag.β(x) | 0.047 |
| WD(mm) | 318±5 |
| Max Sensor Size(Φmm) | 8.0(1/2") |
| F/# | 4.2 |
| MTF30(lp/mm) | >210 |
| DOF(mm) | ±199@F11 |
| Distortion(% max) | <0.1 |
| Telecentricity(° max) | <0.1 |
| I/O(mm) | 711±5 |
| Length(mm) | 375.1 |
| Mount | C |
| Weight(kg) | 6.4 |
| Field of View (mmxmm) | |
| 1/2.5" 9P001/31 (5.7x4.28) | 121.3x91.1 |
| 1/2.3" 9J003 (6.44x4.62) | 137.0x98.3 |

DTCM120-190H-AL



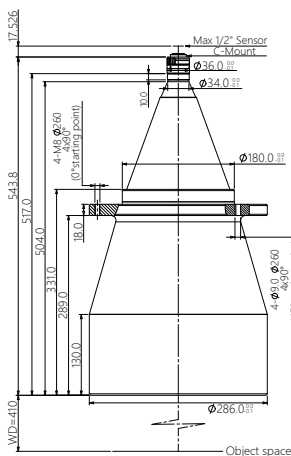
| | |
|----------------------------|-------------|
| FOV(Φmm) | 190 |
| Mag.β(x) | 0.042 |
| WD(mm) | 330±5 |
| Max Sensor Size(Φmm) | 8.0(1/2") |
| F/# | 4.2 |
| MTF30(lp/mm) | >210 |
| DOF(mm) | ±248@F11 |
| Distortion(% max) | <0.1 |
| Telecentricity(° max) | <0.1 |
| I/O(mm) | 750±5 |
| Length(mm) | 402.5 |
| Mount | C |
| Weight(kg) | 9.6 |
| Field of View (mmxmm) | |
| 1/2.5" 9P001/31 (5.7x4.28) | 135.7x101.9 |
| 1/2.3" 9J003 (6.44x4.62) | 153.3x110.0 |

DTCM120-216-AL



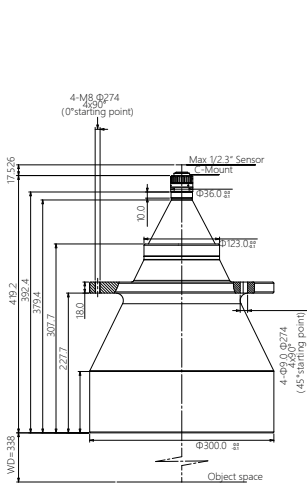
| | |
|----------------------------|-------------|
| FOV(Φmm) | 216 |
| Mag.β(x) | 0.037 |
| WD(mm) | 372±5 |
| Max Sensor Size(Φmm) | 8.0(1/2") |
| F/# | 4.2 |
| MTF30(lp/mm) | >210 |
| DOF(mm) | ±321@F11 |
| Distortion(% max) | <0.1 |
| Telecentricity(° max) | <0.1 |
| I/O(mm) | 887±5 |
| Length(mm) | 497.9 |
| Mount | C |
| Weight(kg) | 13.7 |
| Field of View (mmxmm) | |
| 1/2.5" 9P001/31 (5.7x4.28) | 154.1x115.7 |
| 1/2.3" 9J003 (6.44x4.62) | 174.1x124.9 |

DTCM120-240H-AL



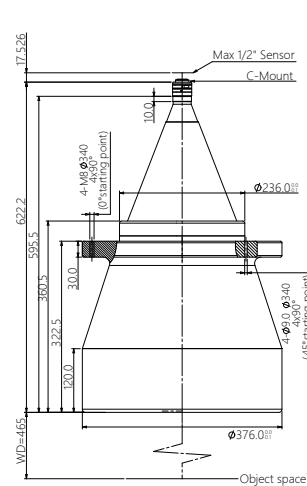
| | |
|----------------------------|-------------|
| FOV(Φmm) | 240 |
| Mag.β(x) | 0.033 |
| WD(mm) | 410±6 |
| Max Sensor Size(Φmm) | 8.0(1/2") |
| F/# | 4.2 |
| MTF30(lp/mm) | >210 |
| DOF(mm) | ±397@F11 |
| Distortion(% max) | <0.1 |
| Telecentricity(° max) | <0.1 |
| I/O(mm) | 971±6 |
| Length(mm) | 543.8 |
| Mount | C |
| Weight(kg) | 19.0 |
| Field of View (mmxmm) | |
| 1/2.5" 9P001/31 (5.7x4.28) | 172.7x129.7 |
| 1/2.3" 9J003 (6.44x4.62) | 195.2x140.0 |

DTCM120-258-AL



| | |
|----------------------------|-------------|
| FOV(Φmm) | 258 |
| Mag.β(x) | 0.031 |
| WD(mm) | 338±5 |
| Max Sensor Size(Φmm) | 8.0(1/2") |
| F/# | 4.2 |
| MTF30(lp/mm) | >210 |
| DOF(mm) | ±458@F11 |
| Distortion(% max) | <0.1 |
| Telecentricity(° max) | <0.1 |
| I/O(mm) | 775±5 |
| Length(mm) | 419.2 |
| Mount | C |
| Weight(kg) | 24.3 |
| Field of View (mmxmm) | |
| 1/2.5" 9P001/31 (5.7x4.28) | 183.9x138.1 |
| 1/2.3" 9J003 (6.44x4.62) | 207.7x149.0 |

DTCM120-300-AL

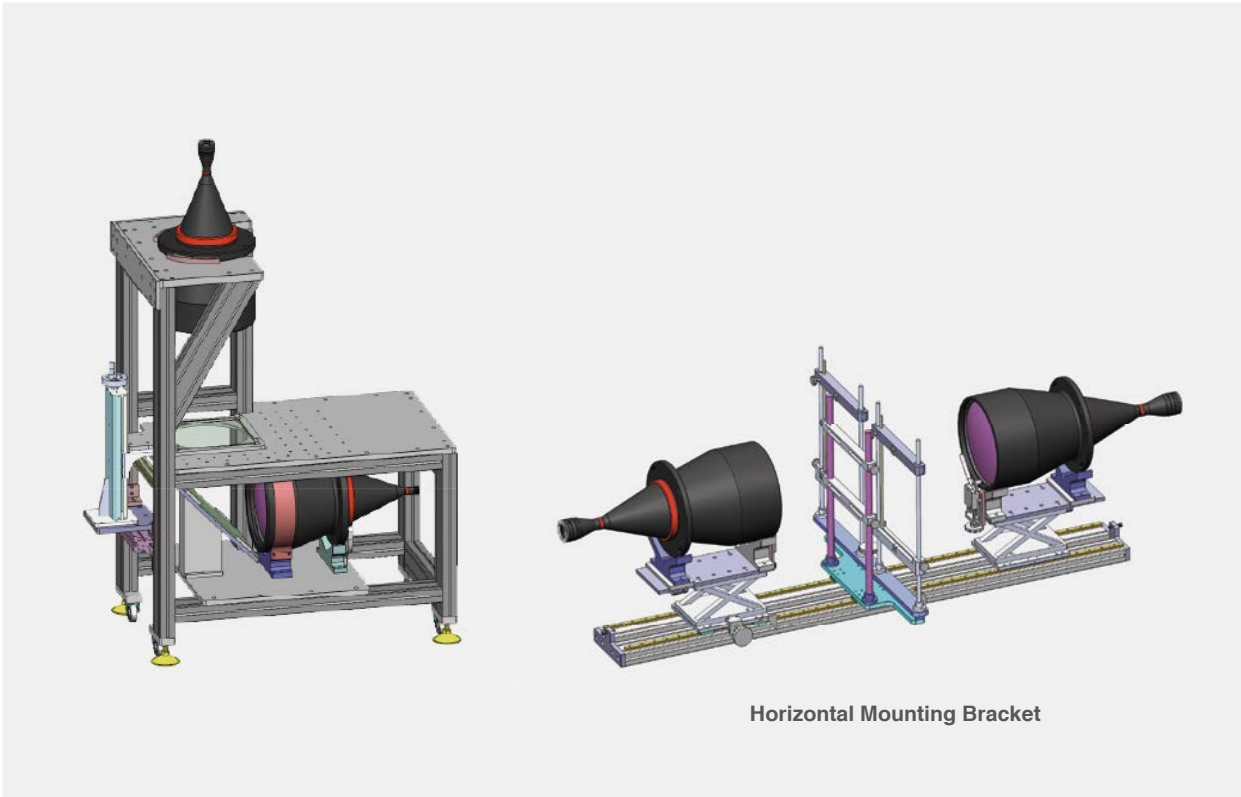


| | |
|----------------------------|-------------|
| FOV(Φmm) | 300 |
| Mag.β(x) | 0.027 |
| WD(mm) | 465±6 |
| Max Sensor Size(Φmm) | 8.0(1/2") |
| F/# | 4.2 |
| MTF30(lp/mm) | >205 |
| DOF(mm) | ±603@F11 |
| Distortion(% max) | <0.1 |
| Telecentricity(° max) | <0.1 |
| I/O(mm) | 1105±6 |
| Length(mm) | 622.2 |
| Mount | C |
| Weight(kg) | 46.5 |
| Field of View (mmxmm) | |
| 1/2.5" 9P001/31 (5.7x4.28) | 211.1x158.5 |
| 1/2.3" 9J003 (6.44x4.62) | 238.5x171.1 |

Vertical Mounting Bracket, Horizontal Mounting Bracket

Special Explanation

For large FOV telecentric lens, the volume and weight are usually large, it is necessary to ensure the installation is steady, VICO can offer kinds of mounting brackets and clamps.



Horizontal Mounting Bracket

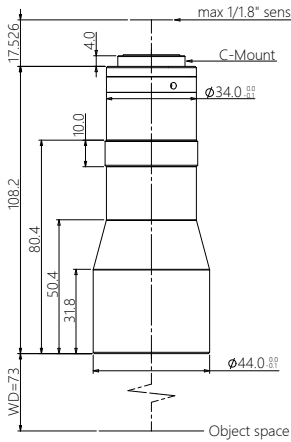
DTCM118 Series

For 1/1.8" Cameras



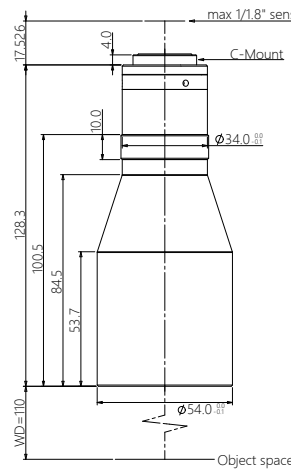
| Lens Model | FOV (Φmm) | Mag. β(x) | WD (mm) | Sensor Size (Φmm) | F/# | MTF30 (lp/mm) | DOF (mm) | Distortion (% max) | Telecentricity (° max) | I/O (mm) | Length (mm) | Mount | Weight (kg) |
|-----------------|-----------|-----------|---------|-------------------|-----|---------------|-----------|--------------------|------------------------|----------|-------------|-------|-------------|
| DTCM118-26 | 26 | 0.346 | 73±1 | 9.0(1/1.8") | 4.6 | >170 | ±3.7@F11 | <0.1 | <0.1 | 199±1 | 108.2 | C | 0.3 |
| DTCM118-36 | 36 | 0.250 | 110±2 | 9.0(1/1.8") | 4.6 | >180 | ±7.0@F11 | <0.1 | <0.1 | 256±2 | 128.3 | C | 0.4 |
| DTCM118-42 | 42 | 0.214 | 118±3 | 9.0(1/1.8") | 4.6 | >195 | ±9.6@F11 | <0.1 | <0.1 | 249±3 | 113.8 | C | 0.4 |
| DTCM118-48 | 48 | 0.188 | 128±3 | 9.0(1/1.8") | 4.6 | >190 | ±12.4@F11 | <0.1 | <0.1 | 273±3 | 127.3 | C | 0.4 |
| DTCM118-56-AL | 56 | 0.161 | 138±3 | 9.0(1/1.8") | 4.6 | >190 | ±17.0@F11 | <0.1 | <0.1 | 306±3 | 149.9 | C | 0.7 |
| DTCM118-64H-AL | 64 | 0.141 | 158±3 | 9.0(1/1.8") | 4.6 | >195 | ±22.3@F11 | <0.1 | <0.1 | 338±3 | 162.4 | C | 0.8 |
| DTCM118-72-AL | 72 | 0.125 | 178±3 | 9.0(1/1.8") | 4.6 | >195 | ±28.1@F11 | <0.1 | <0.1 | 378±3 | 182.4 | C | 1.1 |
| DTCM118-80H-AL | 80 | 0.113 | 228±4 | 9.0(1/1.8") | 4.6 | >195 | ±34.8@F11 | <0.1 | <0.1 | 418±4 | 172.4 | C | 1.9 |
| DTCM118-90-AL | 90 | 0.100 | 208±3 | 9.0(1/1.8") | 4.6 | >195 | ±44@F11 | <0.1 | <0.1 | 433±3 | 207.4 | C | 1.7 |
| DTCM118-100H-AL | 100 | 0.090 | 238±4 | 9.0(1/1.8") | 4.6 | >200 | ±54.3@F11 | <0.1 | <0.1 | 506±4 | 250.1 | C | 3.1 |
| DTCM118-110-AL | 110 | 0.082 | 263±4 | 9.0(1/1.8") | 4.6 | >200 | ±65.4@F11 | <0.1 | <0.1 | 541±4 | 260.0 | C | 2.7 |
| DTCM118-120H-AL | 120 | 0.075 | 273±5 | 9.0(1/1.8") | 4.5 | >200 | ±78.2@F11 | <0.1 | <0.1 | 562±5 | 271.7 | C | 4.2 |
| DTCM118-136-AL | 136 | 0.066 | 288±5 | 9.0(1/1.8") | 4.6 | >200 | ±101@F11 | <0.1 | <0.1 | 651±5 | 345.0 | C | 4.2 |
| DTCM118-150-AL | 150 | 0.060 | 300±5 | 9.0(1/1.8") | 4.6 | >200 | ±122@F11 | <0.1 | <0.1 | 632±5 | 314.4 | C | 5.7 |
| DTCM118-170-AL | 170 | 0.053 | 318±5 | 9.0(1/1.8") | 4.6 | >200 | ±157@F11 | <0.1 | <0.1 | 712±5 | 376.3 | C | 6.5 |
| DTCM118-190H-AL | 190 | 0.047 | 330±5 | 9.0(1/1.8") | 4.6 | >200 | ±199@F11 | <0.1 | <0.1 | 751±5 | 403.6 | C | 9.6 |
| DTCM118-216-AL | 216 | 0.042 | 372±5 | 9.0(1/1.8") | 4.6 | >200 | ±249@F11 | <0.1 | <0.1 | 889±5 | 499.1 | C | 13.7 |
| DTCM118-240H-AL | 240 | 0.038 | 410±6 | 9.0(1/1.8") | 4.6 | >200 | ±313@F11 | <0.1 | <0.1 | 972±6 | 544.9 | C | 19.1 |
| DTCM118-258-AL | 258 | 0.035 | 338±5 | 9.0(1/1.8") | 4.6 | >200 | ±362@F11 | <0.1 | <0.1 | 776±5 | 420.3 | C | 24.3 |
| DTCM118-300-AL | 300 | 0.030 | 465±6 | 9.0(1/1.8") | 4.6 | >190 | ±488@F11 | <0.1 | <0.1 | 1106±6 | 623.4 | C | 46.6 |

DTCM118-26



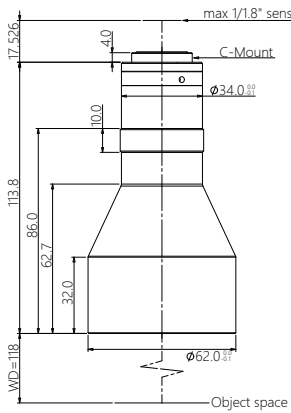
| | |
|-----------------------------|-------------|
| FOV(Φmm) | 26 |
| Mag.β(x) | 0.346 |
| WD(mm) | 73±1 |
| Max Sensor Size(Φmm) | 9.0(1/1.8") |
| F/# | 4.6 |
| MTF30(lp/mm) | >170 |
| DOF(mm) | ±3.7@F11 |
| Distortion(% max) | <0.1 |
| Telecentricity(° max) | <0.1 |
| I/O(mm) | 199±1 |
| Length(mm) | 108.2 |
| Mount | C |
| Weight(kg) | 0.3 |
| Field of View (mmxmm) | |
| 1/1.8" IMX178 (7.43x4.9) | 21.5x14.2 |
| 1/1.8" IMX252/265 (7.1x5.3) | 20.5x15.3 |

DTCM118-36



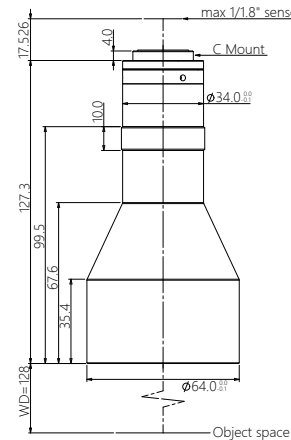
| | |
|-----------------------------|-------------|
| FOV(Φmm) | 36 |
| Mag.β(x) | 0.250 |
| WD(mm) | 110±2 |
| Max Sensor Size(Φmm) | 9.0(1/1.8") |
| F/# | 4.6 |
| MTF30(lp/mm) | >180 |
| DOF(mm) | ±7.0@F11 |
| Distortion(% max) | <0.1 |
| Telecentricity(° max) | <0.1 |
| I/O(mm) | 256±2 |
| Length(mm) | 128.3 |
| Mount | C |
| Weight(kg) | 0.4 |
| Field of View (mmxmm) | |
| 1/1.8" IMX178 (7.43x4.9) | 29.7x19.6 |
| 1/1.8" IMX252/265 (7.1x5.3) | 28.4x21.2 |

DTCM118-42



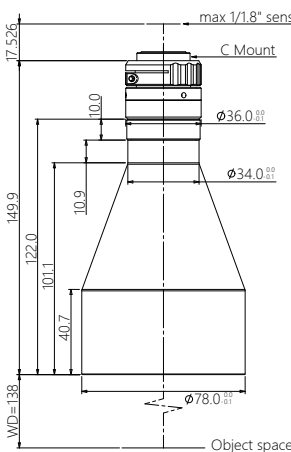
| | |
|-----------------------------|-------------|
| FOV(Φmm) | 42 |
| Mag.β(x) | 0.214 |
| WD(mm) | 118±3 |
| Max Sensor Size(Φmm) | 9.0(1/1.8") |
| F/# | 4.6 |
| MTF30(lp/mm) | >195 |
| DOF(mm) | ±9.6@F11 |
| Distortion(% max) | <0.1 |
| Telecentricity(° max) | <0.1 |
| I/O(mm) | 249±3 |
| Length(mm) | 113.8 |
| Mount | C |
| Weight(kg) | 0.4 |
| Field of View (mmxmm) | |
| 1/1.8" IMX178 (7.43x4.9) | 34.7x22.9 |
| 1/1.8" IMX252/265 (7.1x5.3) | 33.2x24.8 |

DTCM118-48



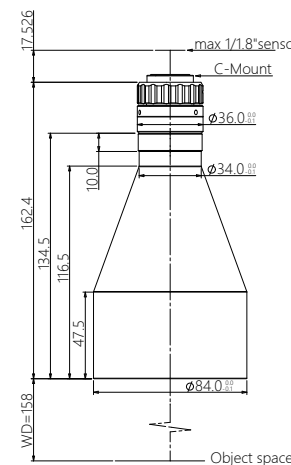
| | |
|-----------------------------|-------------|
| FOV(Φmm) | 48 |
| Mag.β(x) | 0.188 |
| WD(mm) | 128±3 |
| Max Sensor Size(Φmm) | 9.0(1/1.8") |
| F/# | 4.6 |
| MTF30(lp/mm) | >190 |
| DOF(mm) | ±12.4@F11 |
| Distortion(% max) | <0.1 |
| Telecentricity(° max) | <0.1 |
| I/O(mm) | 273±3 |
| Length(mm) | 127.3 |
| Mount | C |
| Weight(kg) | 0.4 |
| Field of View (mmxmm) | |
| 1/1.8" IMX178 (7.43x4.9) | 39.5x26.1 |
| 1/1.8" IMX252/265 (7.1x5.3) | 37.8x28.2 |

DTCM118-56-AL



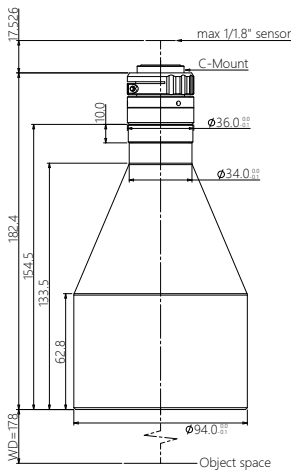
| | |
|-----------------------------|-------------|
| FOV(Φmm) | 56 |
| Mag.β(x) | 0.161 |
| WD(mm) | 138±3 |
| Max Sensor Size(Φmm) | 9.0(1/1.8") |
| F/# | 4.6 |
| MTF30(lp/mm) | >190 |
| DOF(mm) | ±17.0@F11 |
| Distortion(% max) | <0.1 |
| Telecentricity(° max) | <0.1 |
| I/O(mm) | 306±3 |
| Length(mm) | 149.9 |
| Mount | C |
| Weight(kg) | 0.7 |
| Field of View (mmxmm) | |
| 1/1.8" IMX178 (7.43x4.9) | 46.1x30.4 |
| 1/1.8" IMX252/265 (7.1x5.3) | 44.1x32.9 |

DTCM118-64H-AL



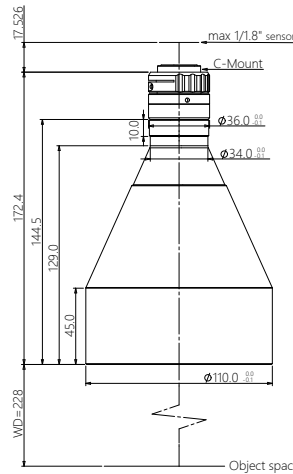
| | |
|-----------------------------|-------------|
| FOV(Φmm) | 64 |
| Mag.β(x) | 0.141 |
| WD(mm) | 158±3 |
| Max Sensor Size(Φmm) | 9.0(1/1.8") |
| F/# | 4.6 |
| MTF30(lp/mm) | >195 |
| DOF(mm) | ±22.3@F11 |
| Distortion(% max) | <0.1 |
| Telecentricity(° max) | <0.1 |
| I/O(mm) | 338±3 |
| Length(mm) | 162.4 |
| Mount | C |
| Weight(kg) | 0.8 |
| Field of View (mmxmm) | |
| 1/1.8" IMX178 (7.43x4.9) | 52.7x34.8 |
| 1/1.8" IMX252/265 (7.1x5.3) | 50.4x37.6 |

DTCM118-72-AL



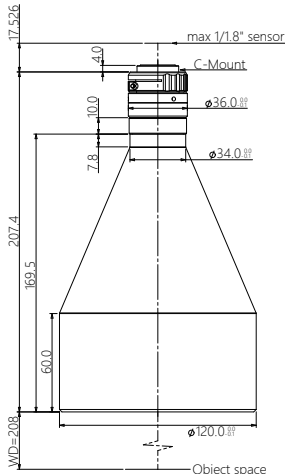
| | |
|-----------------------------|-------------|
| FOV(Φmm) | 72 |
| Mag.β(x) | 0.125 |
| WD(mm) | 178±3 |
| Max Sensor Size(Φmm) | 9.0(1/1.8") |
| F/# | 4.6 |
| MTF30(lp/mm) | >195 |
| DOF(mm) | ±28.1@F11 |
| Distortion(% max) | <0.1 |
| Telecentricity(° max) | <0.1 |
| I/O(mm) | 378±3 |
| Length(mm) | 182.4 |
| Mount | C |
| Weight(kg) | 1.1 |
| Field of View (mmxmm) | |
| 1/1.8" IMX178 (7.43x4.9) | 59.4x39.2 |
| 1/1.8" IMX252/265 (7.1x5.3) | 56.8x42.4 |

DTCM118-80H-AL



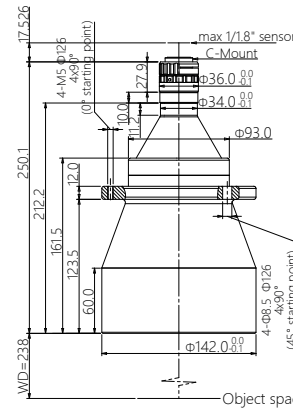
| | |
|-----------------------------|-------------|
| FOV(Φmm) | 80 |
| Mag.β(x) | 0.113 |
| WD(mm) | 228±4 |
| Max Sensor Size(Φmm) | 9.0(1/1.8") |
| F/# | 4.6 |
| MTF30(lp/mm) | >195 |
| DOF(mm) | ±34.8@F11 |
| Distortion(% max) | <0.1 |
| Telecentricity(° max) | <0.1 |
| I/O(mm) | 418±4 |
| Length(mm) | 172.4 |
| Mount | C |
| Weight(kg) | 1.9 |
| Field of View (mmxmm) | |
| 1/1.8" IMX178 (7.43x4.9) | 65.8x43.4 |
| 1/1.8" IMX252/265 (7.1x5.3) | 62.8x46.9 |

DTCM118-90-AL



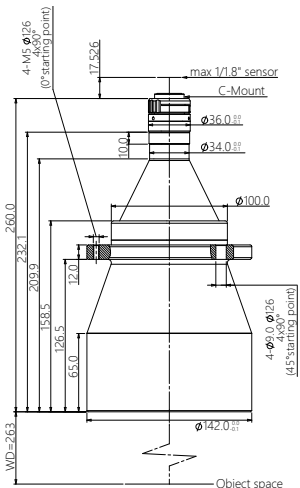
| | |
|-----------------------------|-------------|
| FOV(Φmm) | 90 |
| Mag.β(x) | 0.100 |
| WD(mm) | 208±3 |
| Max Sensor Size(Φmm) | 9.0(1/1.8") |
| F/# | 4.6 |
| MTF30(lp/mm) | >195 |
| DOF(mm) | ±44@F11 |
| Distortion(% max) | <0.1 |
| Telecentricity(° max) | <0.1 |
| I/O(mm) | 433±3 |
| Length(mm) | 207.4 |
| Mount | C |
| Weight(kg) | 1.7 |
| Field of View (mmxmm) | |
| 1/1.8" IMX178 (7.43x4.9) | 74.3x49.0 |
| 1/1.8" IMX252/265 (7.1x5.3) | 71.0x53.0 |

DTCM118-100H-AL



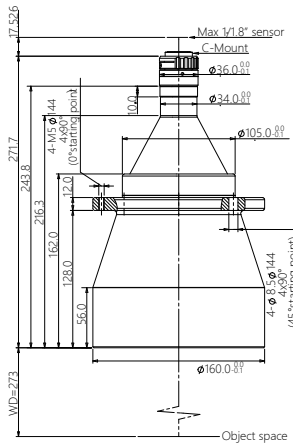
| | |
|-----------------------------|-------------|
| FOV(Φmm) | 100 |
| Mag.β(x) | 0.090 |
| WD(mm) | 238±4 |
| Max Sensor Size(Φmm) | 9.0(1/1.8") |
| F/# | 4.6 |
| MTF30(lp/mm) | >200 |
| DOF(mm) | ±54.3@F11 |
| Distortion(% max) | <0.1 |
| Telecentricity(° max) | <0.1 |
| I/O(mm) | 506±4 |
| Length(mm) | 250.1 |
| Mount | C |
| Weight(kg) | 3.1 |
| Field of View (mmxmm) | |
| 1/1.8" IMX178 (7.43x4.9) | 82.6x54.4 |
| 1/1.8" IMX252/265 (7.1x5.3) | 78.9x58.9 |

DTCM118-110-AL



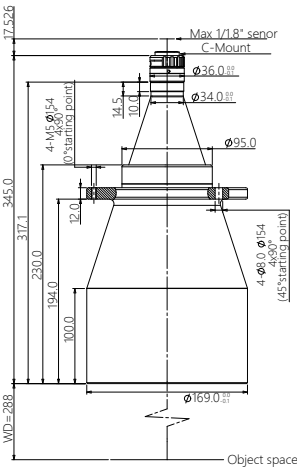
| | |
|-----------------------------|-------------|
| FOV(Φmm) | 110 |
| Mag.β(x) | 0.082 |
| WD(mm) | 263±4 |
| Max Sensor Size(Φmm) | 9.0(1/1.8") |
| F/# | 4.6 |
| MTF30(lp/mm) | >200 |
| DOF(mm) | ±65.4@F11 |
| Distortion(% max) | <0.1 |
| Telecentricity(° max) | <0.1 |
| I/O(mm) | 541±4 |
| Length(mm) | 260.0 |
| Mount | C |
| Weight(kg) | 2.7 |
| Field of View (mmxmm) | |
| 1/1.8" IMX178 (7.43x4.9) | 90.6x59.8 |
| 1/1.8" IMX252/265 (7.1x5.3) | 86.6x64.6 |

DTCM118-120H-AL



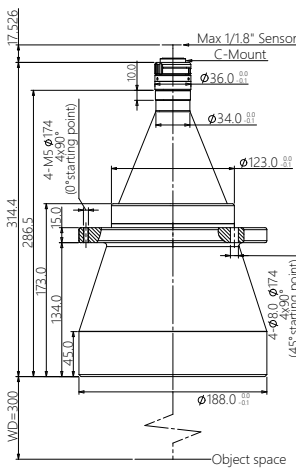
| | |
|-----------------------------|-------------|
| FOV(Φmm) | 120 |
| Mag.β(x) | 0.075 |
| WD(mm) | 273±5 |
| Max Sensor Size(Φmm) | 9.0(1/1.8") |
| F/# | 4.5 |
| MTF30(lp/mm) | >200 |
| DOF(mm) | ±78.2@F11 |
| Distortion(% max) | <0.1 |
| Telecentricity(° max) | <0.1 |
| I/O(mm) | 562±5 |
| Length(mm) | 271.7 |
| Mount | C |
| Weight(kg) | 4.2 |
| Field of View (mmxmm) | |
| 1/1.8" IMX178 (7.43x4.9) | 99.1x65.3 |
| 1/1.8" IMX252/265 (7.1x5.3) | 94.7x70.7 |

DTCM118-136-AL



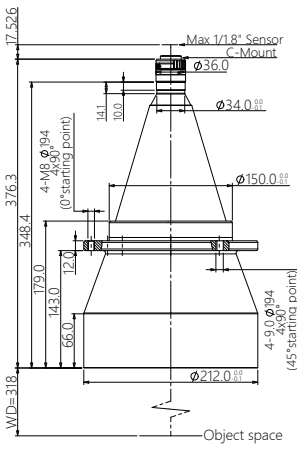
| | |
|-----------------------------|-------------|
| FOV(Φmm) | 136 |
| Mag.β(x) | 0.066 |
| WD(mm) | 288±5 |
| Max Sensor Size(Φmm) | 9.0(1/1.8") |
| F/# | 4.6 |
| MTF30(lp/mm) | >200 |
| DOF(mm) | ±101@F11 |
| Distortion(% max) | <0.1 |
| Telecentricity(° max) | <0.1 |
| I/O(mm) | 651±5 |
| Length(mm) | 345.0 |
| Mount | C |
| Weight(kg) | 4.2 |
| Field of View (mmxmm) | |
| 1/1.8" IMX178 (7.43x4.9) | 112.6x74.2 |
| 1/1.8" IMX252/265 (7.1x5.3) | 107.6x80.3 |

DTCM118-150-AL



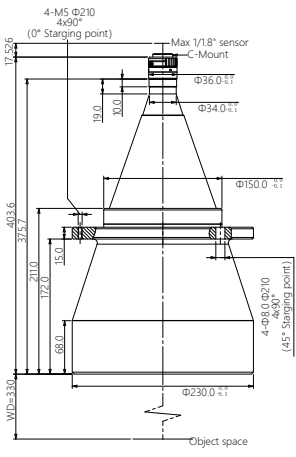
| | |
|-----------------------------|-------------|
| FOV(Φmm) | 150 |
| Mag.β(x) | 0.060 |
| WD(mm) | 300±5 |
| Max Sensor Size(Φmm) | 9.0(1/1.8") |
| F/# | 4.6 |
| MTF30(lp/mm) | >200 |
| DOF(mm) | ±122@F11 |
| Distortion(% max) | <0.1 |
| Telecentricity(° max) | <0.1 |
| I/O(mm) | 632±5 |
| Length(mm) | 314.4 |
| Mount | C |
| Weight(kg) | 5.7 |
| Field of View (mmxmm) | |
| 1/1.8" IMX178 (7.43x4.9) | 123.8x81.7 |
| 1/1.8" IMX252/265 (7.1x5.3) | 118.3x88.3 |

DTCM118-170-AL



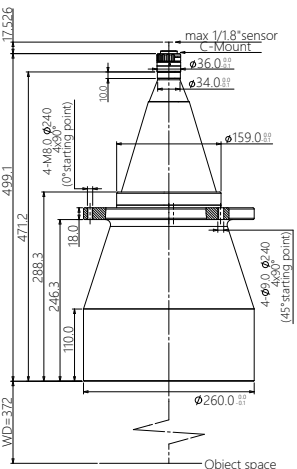
| | |
|-----------------------------|-------------|
| FOV(Φmm) | 170 |
| Mag.β(x) | 0.053 |
| WD(mm) | 318±5 |
| Max Sensor Size(Φmm) | 9.0(1/1.8") |
| F/# | 4.6 |
| MTF30(lp/mm) | >200 |
| DOF(mm) | ±157@F11 |
| Distortion(% max) | <0.1 |
| Telecentricity(° max) | <0.1 |
| I/O(mm) | 712±5 |
| Length(mm) | 376.3 |
| Mount | C |
| Weight(kg) | 6.5 |
| Field of View (mmxmm) | |
| 1/1.8" IMX178 (7.43x4.9) | 140.2x92.5 |
| 1/1.8" IMX252/265 (7.1x5.3) | 134.0x100.0 |

DTCM118-190H-AL



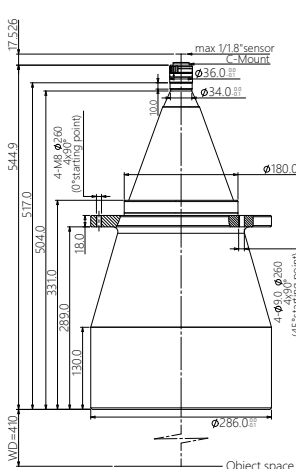
| | |
|-----------------------------|-------------|
| FOV(Φmm) | 190 |
| Mag.β(x) | 0.047 |
| WD(mm) | 330±5 |
| Max Sensor Size(Φmm) | 9.0(1/1.8") |
| F/# | 4.6 |
| MTF30(lp/mm) | >200 |
| DOF(mm) | ±199@F11 |
| Distortion(% max) | <0.1 |
| Telecentricity(° max) | <0.1 |
| I/O(mm) | 751±5 |
| Length(mm) | 403.6 |
| Mount | C |
| Weight(kg) | 9.6 |
| Field of View (mmxmm) | |
| 1/1.8" IMX178 (7.43x4.9) | 158.1x104.3 |
| 1/1.8" IMX252/265 (7.1x5.3) | 151.1x112.8 |

DTCM118-216-AL



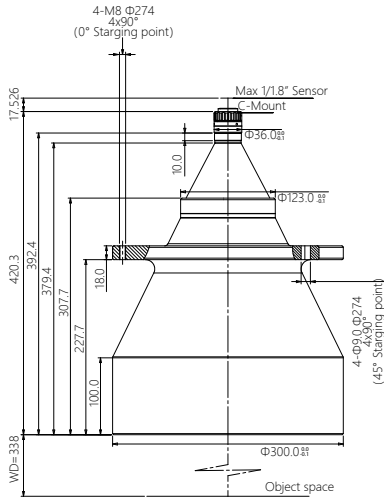
| | |
|-----------------------------|-------------|
| FOV(Φmm) | 216 |
| Mag.β(x) | 0.042 |
| WD(mm) | 372±5 |
| Max Sensor Size(Φmm) | 9.0(1/1.8") |
| F/# | 4.6 |
| MTF30(lp/mm) | >200 |
| DOF(mm) | ±249@F11 |
| Distortion(% max) | <0.1 |
| Telecentricity(° max) | <0.1 |
| I/O(mm) | 889±5 |
| Length(mm) | 499.1 |
| Mount | C |
| Weight(kg) | 13.7 |
| Field of View (mmxmm) | |
| 1/1.8" IMX178 (7.43x4.9) | 176.9x116.7 |
| 1/1.8" IMX252/265 (7.1x5.3) | 169.0x126.2 |

DTCM118-240H-AL



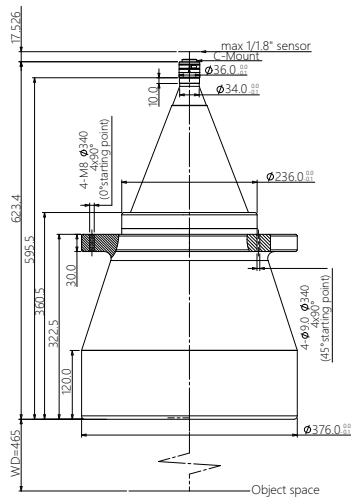
| | |
|-----------------------------|-------------|
| FOV(Φmm) | 240 |
| Mag.β(x) | 0.038 |
| WD(mm) | 470±6 |
| Max Sensor Size(Φmm) | 9.0(1/1.8") |
| F/# | 4.6 |
| MTF30(lp/mm) | >200 |
| DOF(mm) | ±313@F11 |
| Distortion(% max) | <0.1 |
| Telecentricity(° max) | <0.1 |
| I/O(mm) | 972±6 |
| Length(mm) | 544.9 |
| Mount | C |
| Weight(kg) | 19.1 |
| Field of View (mmxmm) | |
| 1/1.8" IMX178 (7.43x4.9) | 195.5x128.9 |
| 1/1.8" IMX252/265 (7.1x5.3) | 186.8x139.5 |

DTCM118-258-AL



| | |
|---------------------------------|---------------|
| FOV(ϕ mm) | 258 |
| Mag. β (x) | 0.035 |
| WD(mm) | 338 \pm 5 |
| Max Sensor Size(ϕ mm) | 9.0(1/1.8") |
| F/# | 4.6 |
| MTF30(lp/mm) | >200 |
| DOF(mm) | \pm 362@F11 |
| Distortion(% max) | <0.1 |
| Telecentricity($^{\circ}$ max) | <0.1 |
| I/O(mm) | 776 \pm 5 |
| Length(mm) | 420.3 |
| Mount | C |
| Weight(kg) | 24.3 |
| Field of View (mmxmm) | |
| 1/1.8" IMX178 (7.43x4.9) | 212.3x140.0 |
| 1/1.8" IMX252/265 (7.1x5.3) | 202.9x151.4 |

DTCM118-300-AL



| | |
|---------------------------------|---------------|
| FOV(ϕ mm) | 300 |
| Mag. β (x) | 0.030 |
| WD(mm) | 465 \pm 6 |
| Max Sensor Size(ϕ mm) | 9.0(1/1.8") |
| F/# | 4.6 |
| MTF30(lp/mm) | >190 |
| DOF(mm) | \pm 488@F11 |
| Distortion(% max) | <0.1 |
| Telecentricity($^{\circ}$ max) | <0.1 |
| I/O(mm) | 1106 \pm 6 |
| Length(mm) | 623.4 |
| Mount | C |
| Weight(kg) | 46.6 |
| Field of View (mmxmm) | |
| 1/1.8" IMX178 (7.43x4.9) | 247.7x163.3 |
| 1/1.8" IMX252/265 (7.1x5.3) | 236.7x176.7 |

Sham (Tilt-Shift) Lenses



Model: TCSM series

- Compatible with 16K, 1.1", 2" cameras.
- Applying Sham's law, the lens can also be installed on the side to capture high-definition images. Solved the problem that DLP projection cannot be projected on some transparent and highly reflective products. The projection of moiré fringes can be captured by lateral imaging.

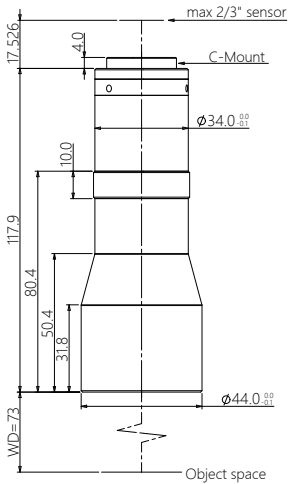
DTCM230 Series

For 2/3" Cameras



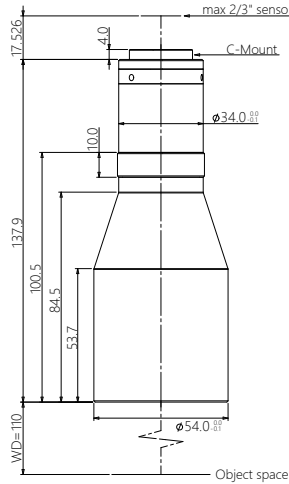
| Lens Model | FOV (Φmm) | Mag. β(x) | WD (mm) | Sensor Size (Φmm) | F/# | MTF30 (lp/mm) | DOF (mm) | Distortion (% max) | Telecentricity (° max) | I/O (mm) | Length (mm) | Mount | Weight (kg) |
|-----------------|-----------|-----------|---------|-------------------|-----|---------------|-----------|--------------------|------------------------|----------|-------------|-------|-------------|
| DTCM230-26 | 26 | 0.438 | 73±1 | 11.4(2/3") | 6.0 | >130 | ±2.3@F11 | <0.1 | <0.1 | 208±1 | 117.9 | C | 0.3 |
| DTCM230-36 | 36 | 0.317 | 110±2 | 11.4(2/3") | 5.4 | >145 | ±4.3@F11 | <0.1 | <0.1 | 265±2 | 137.9 | C | 0.4 |
| DTCM230-42 | 42 | 0.271 | 118±3 | 11.4(2/3") | 4.9 | >185 | ±6.0@F11 | <0.1 | <0.1 | 259±3 | 123.4 | C | 0.4 |
| DTCM230-48 | 48 | 0.238 | 128±3 | 11.4(2/3") | 5.4 | >165 | ±7.7@F11 | <0.1 | <0.1 | 282±3 | 136.9 | C | 0.5 |
| DTCM230-56-AL | 56 | 0.204 | 138±3 | 11.4(2/3") | 4.9 | >180 | ±10.5@F11 | <0.1 | <0.1 | 315±3 | 159.5 | C | 0.7 |
| DTCM230-64H-AL | 64 | 0.178 | 158±3 | 11.4(2/3") | 4.9 | >180 | ±13.9@F11 | <0.1 | <0.1 | 348±3 | 172.0 | C | 0.8 |
| DTCM230-72-AL | 72 | 0.158 | 178±3 | 11.4(2/3") | 4.9 | >180 | ±17.6@F11 | <0.1 | <0.1 | 388±3 | 192.0 | C | 1.1 |
| DTCM230-80H-AL | 80 | 0.142 | 228±4 | 11.4(2/3") | 4.9 | >180 | ±21.7@F11 | <0.1 | <0.1 | 428±4 | 182.0 | C | 1.9 |
| DTCM230-90-AL | 90 | 0.127 | 208±3 | 11.4(2/3") | 4.9 | >180 | ±27.2@F11 | <0.1 | <0.1 | 443±3 | 217.0 | C | 1.7 |
| DTCM230-100H-AL | 100 | 0.114 | 238±4 | 11.4(2/3") | 4.9 | >185 | ±33.8@F11 | <0.1 | <0.1 | 515±4 | 259.7 | C | 3.1 |
| DTCM230-110-AL | 110 | 0.104 | 263±4 | 11.4(2/3") | 4.9 | >190 | ±40.7@F11 | <0.1 | <0.1 | 550±4 | 269.6 | C | 2.7 |
| DTCM230-120H-AL | 120 | 0.095 | 273±5 | 11.4(2/3") | 4.9 | >185 | ±48.7@F11 | <0.1 | <0.1 | 572±5 | 281.3 | C | 4.2 |
| DTCM230-136-AL | 136 | 0.084 | 288±5 | 11.4(2/3") | 4.9 | >185 | ±62.4@F11 | <0.1 | <0.1 | 659±5 | 354.6 | C | 4.3 |
| DTCM230-150-AL | 150 | 0.076 | 300±5 | 11.4(2/3") | 4.9 | >185 | ±76.1@F11 | <0.1 | <0.1 | 642±5 | 324.0 | C | 5.7 |
| DTCM230-170-AL | 170 | 0.067 | 318±5 | 11.4(2/3") | 4.9 | >180 | ±98@F11 | <0.1 | <0.1 | 721±5 | 385.9 | C | 6.5 |
| DTCM230-190H-AL | 190 | 0.060 | 330±5 | 11.4(2/3") | 4.9 | >180 | ±122@F11 | <0.1 | <0.1 | 761±5 | 413.2 | C | 9.7 |
| DTCM230-216-AL | 216 | 0.053 | 372±5 | 11.4(2/3") | 4.9 | >180 | ±157@F11 | <0.1 | <0.1 | 898±5 | 508.7 | C | 13.8 |
| DTCM230-240H-AL | 240 | 0.048 | 410±6 | 11.4(2/3") | 4.9 | >180 | ±195@F11 | <0.1 | <0.1 | 982±6 | 554.5 | C | 19.1 |
| DTCM230-258-AL | 258 | 0.044 | 338±5 | 11.4(2/3") | 4.9 | >180 | ±225@F11 | <0.1 | <0.1 | 785±5 | 429.9 | C | 24.3 |
| DTCM230-300-AL | 300 | 0.038 | 465±6 | 11.4(2/3") | 4.9 | >180 | ±304@F11 | <0.1 | <0.1 | 1116±6 | 633.0 | C | 46.6 |

DTCM230-26



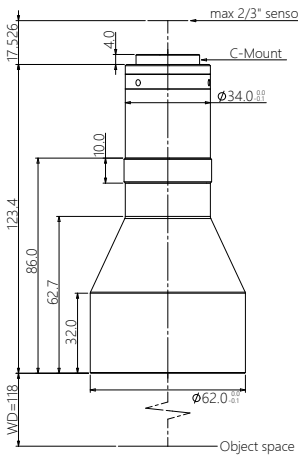
| | |
|----------------------------|------------|
| FOV(Φmm) | 26 |
| Mag.β(x) | 0.438 |
| WD(mm) | 73±1 |
| Max Sensor Size(Φmm) | 11.4(2/3") |
| F/# | 6.0 |
| MTF30(lp/mm) | >130 |
| DOF(mm) | ±2.3@F11 |
| Distortion(% max) | <0.1 |
| Telecentricity(° max) | <0.1 |
| I/O(mm) | 208±1 |
| Length(mm) | 117.9 |
| Mount | C-Mount |
| Weight(kg) | 0.3 |
| Field of View (mmxmm) | |
| 1/1.8" EV76C570 (7.2x5.4) | 16.4x12.3 |
| 1/1.7" IMX226 (7.5x5.6) | 17.1x12.8 |
| 2/3" IMX250/264 (8.45x7.1) | 19.3x16.2 |

DTCM230-36



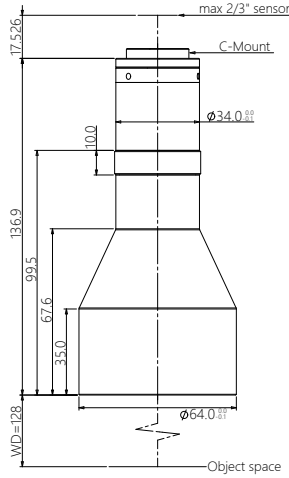
| | |
|----------------------------|------------|
| FOV(Φmm) | 36 |
| Mag.β(x) | 0.317 |
| WD(mm) | 110±2 |
| Max Sensor Size(Φmm) | 11.4(2/3") |
| F/# | 5.4 |
| MTF30(lp/mm) | >145 |
| DOF(mm) | ±4.3@F11 |
| Distortion(% max) | <0.1 |
| Telecentricity(° max) | <0.1 |
| I/O(mm) | 265±2 |
| Length(mm) | 137.9 |
| Mount | C |
| Weight(kg) | 0.4 |
| Field of View (mmxmm) | |
| 1/1.8" EV76C570 (7.2x5.4) | 22.7x17.0 |
| 1/1.7" IMX226 (7.5x5.6) | 23.7x17.7 |
| 2/3" IMX250/264 (8.45x7.1) | 26.7x22.4 |

DTCM230-42



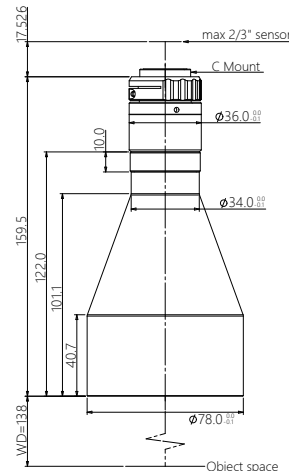
| | |
|----------------------------|------------|
| FOV(Φmm) | 42 |
| Mag.β(x) | 0.271 |
| WD(mm) | 118±3 |
| Max Sensor Size(Φmm) | 11.4(2/3") |
| F/# | 4.9 |
| MTF30(lp/mm) | >185 |
| DOF(mm) | ±6.0@F11 |
| Distortion(% max) | <0.1 |
| Telecentricity(° max) | <0.1 |
| I/O(mm) | 259±3 |
| Length(mm) | 123.4 |
| Mount | C |
| Weight(kg) | 0.4 |
| Field of View (mmxmm) | |
| 1/1.8" EV76C570 (7.2x5.4) | 26.6x19.9 |
| 1/1.7" IMX226 (7.5x5.6) | 27.7x20.7 |
| 2/3" IMX250/264 (8.45x7.1) | 31.2x26.2 |

DTCM230-48



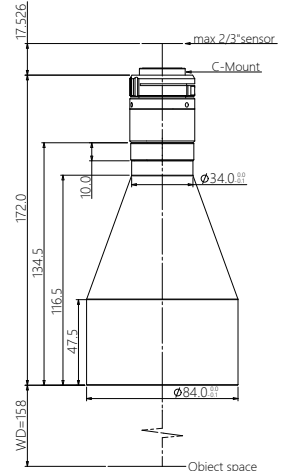
| | |
|----------------------------|------------|
| FOV(Φmm) | 48 |
| Mag.β(x) | 0.238 |
| WD(mm) | 128±3 |
| Max Sensor Size(Φmm) | 11.4(2/3") |
| F/# | 5.4 |
| MTF30(lp/mm) | >165 |
| DOF(mm) | ±7.7@F11 |
| Distortion(% max) | <0.1 |
| Telecentricity(° max) | <0.1 |
| I/O(mm) | 282±3 |
| Length(mm) | 136.9 |
| Mount | C |
| Weight(kg) | 0.5 |
| Field of View (mmxmm) | |
| 1/1.8" EV76C570 (7.2x5.4) | 30.3x22.7 |
| 1/1.7" IMX226 (7.5x5.6) | 31.5x23.5 |
| 2/3" IMX250/264 (8.45x7.1) | 35.5x29.8 |

DTCM230-56-AL



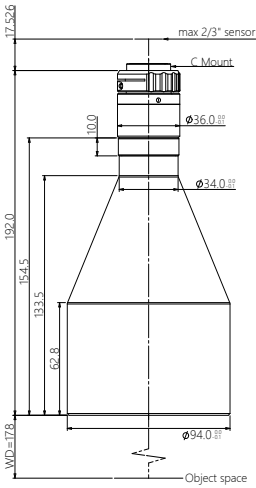
| | |
|----------------------------|------------|
| FOV(Φmm) | 56 |
| Mag.β(x) | 0.204 |
| WD(mm) | 138±3 |
| Max Sensor Size(Φmm) | 11.4(2/3") |
| F/# | 4.9 |
| MTF30(lp/mm) | >180 |
| DOF(mm) | ±10.5@F11 |
| Distortion(% max) | <0.1 |
| Telecentricity(° max) | <0.1 |
| I/O(mm) | 315±3 |
| Length(mm) | 159.5 |
| Mount | C |
| Weight(kg) | 0.7 |
| Field of View (mmxmm) | |
| 1/1.8" EV76C570 (7.2x5.4) | 35.3x26.5 |
| 1/1.7" IMX226 (7.5x5.6) | 36.8x27.5 |
| 2/3" IMX250/264 (8.45x7.1) | 41.4x34.8 |

DTCM230-64H-AL



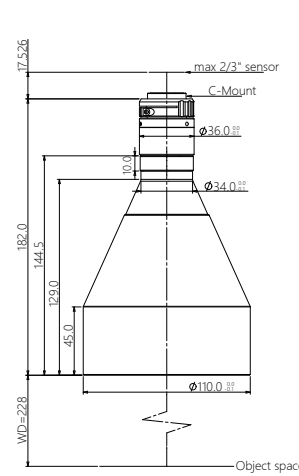
| | |
|----------------------------|------------|
| FOV(Φmm) | 64 |
| Mag.β(x) | 0.178 |
| WD(mm) | 158±3 |
| Max Sensor Size(Φmm) | 11.4(2/3") |
| F/# | 4.9 |
| MTF30(lp/mm) | >180 |
| DOF(mm) | ±13.9@F11 |
| Distortion(% max) | <0.1 |
| Telecentricity(° max) | <0.1 |
| I/O(mm) | 348±3 |
| Length(mm) | 172.0 |
| Mount | C |
| Weight(kg) | 0.8 |
| Field of View (mmxmm) | |
| 1/1.8" EV76C570 (7.2x5.4) | 40.4x30.3 |
| 1/1.7" IMX226 (7.5x5.6) | 42.1x31.5 |
| 2/3" IMX250/264 (8.45x7.1) | 47.5x39.9 |

DTCM230-72-AL



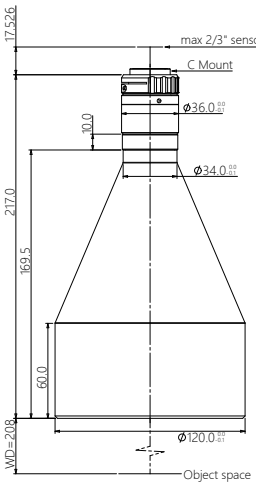
| | |
|----------------------------|------------|
| FOV(Φmm) | 72 |
| Mag.β(x) | 0.158 |
| WD(mm) | 178±3 |
| Max Sensor Size(Φmm) | 11.4(2/3") |
| F/# | 4.9 |
| MTF30(lp/mm) | >180 |
| DOF(mm) | ±17.6@F11 |
| Distortion(% max) | <0.1 |
| Telecentricity(° max) | <0.1 |
| I/O(mm) | 388±3 |
| Length(mm) | 192.0 |
| Mount | C |
| Weight(kg) | 1.1 |
| Field of View (mmxmm) | |
| 1/1.8" EV76C570 (7.2x5.4) | 45.6x34.2 |
| 1/1.7" IMX226 (7.5x5.6) | 47.5x35.4 |
| 2/3" IMX250/264 (8.45x7.1) | 53.5x44.9 |

DTCM230-80H-AL



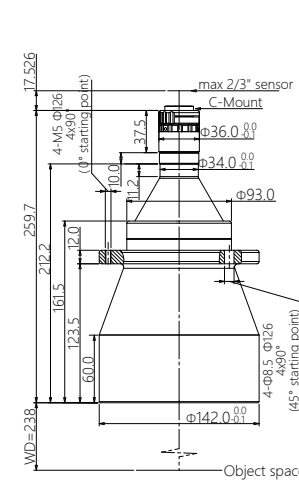
| | |
|----------------------------|------------|
| FOV(Φmm) | 80 |
| Mag.β(x) | 0.142 |
| WD(mm) | 228±4 |
| Max Sensor Size(Φmm) | 11.4(2/3") |
| F/# | 4.9 |
| MTF30(lp/mm) | >180 |
| DOF(mm) | ±21.7@F11 |
| Distortion(% max) | <0.1 |
| Telecentricity(° max) | <0.1 |
| I/O(mm) | 428±4 |
| Length(mm) | 182.0 |
| Mount | C |
| Weight(kg) | 1.9 |
| Field of View (mmxmm) | |
| 1/1.8" EV76C570 (7.2x5.4) | 50.7x38.0 |
| 1/1.7" IMX226 (7.5x5.6) | 52.8x39.4 |
| 2/3" IMX250/264 (8.45x7.1) | 59.5x50.0 |

DTCM230-90-AL



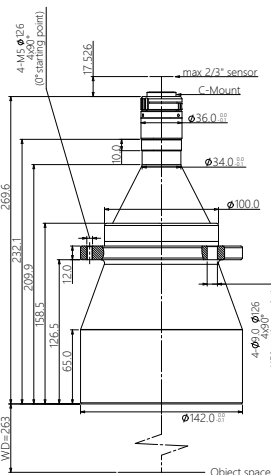
| | |
|----------------------------|------------|
| FOV(Φmm) | 90 |
| Mag.β(x) | 0.127 |
| WD(mm) | 208±3 |
| Max Sensor Size(Φmm) | 11.4(2/3") |
| F/# | 4.9 |
| MTF30(lp/mm) | >180 |
| DOF(mm) | ±27.2@F11 |
| Distortion(% max) | <0.1 |
| Telecentricity(° max) | <0.1 |
| I/O(mm) | 443±3 |
| Length(mm) | 217.0 |
| Mount | C |
| Weight(kg) | 1.7 |
| Field of View (mmxmm) | |
| 1/1.8" EV76C570 (7.2x5.4) | 56.7x42.5 |
| 1/1.7" IMX226 (7.5x5.6) | 59.1x44.1 |
| 2/3" IMX250/264 (8.45x7.1) | 66.5x55.9 |

DTCM230-100H-AL



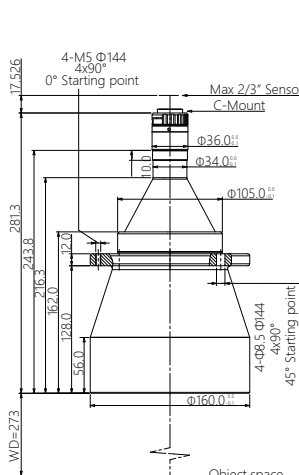
| | |
|----------------------------|------------|
| FOV(Φmm) | 100 |
| Mag.β(x) | 0.114 |
| WD(mm) | 238±4 |
| Max Sensor Size(Φmm) | 11.4(2/3") |
| F/# | 4.9 |
| MTF30(lp/mm) | >185 |
| DOF(mm) | ±33.8@F11 |
| Distortion(% max) | <0.1 |
| Telecentricity(° max) | <0.1 |
| I/O(mm) | 515±4 |
| Length(mm) | 259.7 |
| Mount | C |
| Weight(kg) | 3.1 |
| Field of View (mmxmm) | |
| 1/1.8" EV76C570 (7.2x5.4) | 63.2x47.4 |
| 1/1.7" IMX226 (7.5x5.6) | 65.8x49.1 |
| 2/3" IMX250/264 (8.45x7.1) | 74.1x62.3 |

DTCM230-110-AL



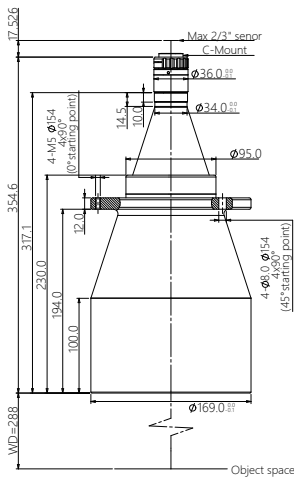
| | |
|----------------------------|------------|
| FOV(Φmm) | 110 |
| Mag.β(x) | 0.104 |
| WD(mm) | 263±4 |
| Max Sensor Size(Φmm) | 11.4(2/3") |
| F/# | 4.9 |
| MTF30(lp/mm) | >190 |
| DOF(mm) | ±40.7@F11 |
| Distortion(% max) | <0.1 |
| Telecentricity(° max) | <0.1 |
| I/O(mm) | 550±4 |
| Length(mm) | 269.6 |
| Mount | C |
| Weight(kg) | 2.7 |
| Field of View (mmxmm) | |
| 1/1.8" EV76C570 (7.2x5.4) | 69.2x51.9 |
| 1/1.7" IMX226 (7.5x5.6) | 72.1x53.8 |
| 2/3" IMX250/264 (8.45x7.1) | 81.3x68.3 |

DTCM230-120H-AL



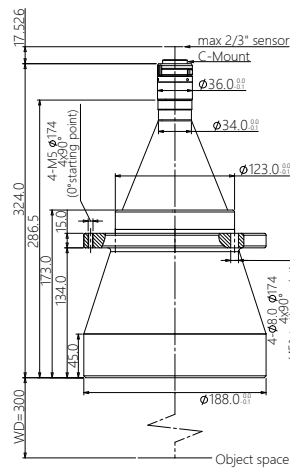
| | |
|----------------------------|------------|
| FOV(Φmm) | 120 |
| Mag.β(x) | 0.095 |
| WD(mm) | 273±5 |
| Max Sensor Size(Φmm) | 11.4(2/3") |
| F/# | 4.9 |
| MTF30(lp/mm) | >185 |
| DOF(mm) | ±48.7@F11 |
| Distortion(% max) | <0.1 |
| Telecentricity(° max) | <0.1 |
| I/O(mm) | 572±5 |
| Length(mm) | 281.3 |
| Mount | C |
| Weight(kg) | 4.2 |
| Field of View (mmxmm) | |
| 1/1.8" EV76C570 (7.2x5.4) | 75.8x56.8 |
| 1/1.7" IMX226 (7.5x5.6) | 78.9x58.9 |
| 2/3" IMX250/264 (8.45x7.1) | 88.9x74.7 |

DTCM230-136-AL



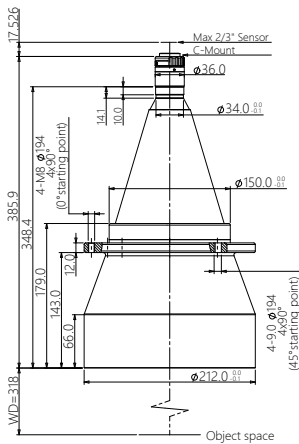
| | |
|----------------------------|------------|
| FOV(Φmm) | 136 |
| Mag.β(x) | 0.084 |
| WD(mm) | 288±5 |
| Max Sensor Size(Φmm) | 11.4(2/3") |
| F/# | 4.9 |
| MTF30(lp/mm) | >185 |
| DOF(mm) | ±62.4@F11 |
| Distortion(% max) | <0.1 |
| Telecentricity(° max) | <0.1 |
| I/O(mm) | 659±5 |
| Length(mm) | 354.6 |
| Mount | C |
| Weight(kg) | 4.3 |
| Field of View (mmxmm) | |
| 1/1.8" EV76C570 (7.2x5.4) | 85.7x64.3 |
| 1/1.7" IMX226 (7.5x5.6) | 89.3x66.7 |
| 2/3" IMX250/264 (8.45x7.1) | 100.6x84.5 |

DTCM230-150-AL



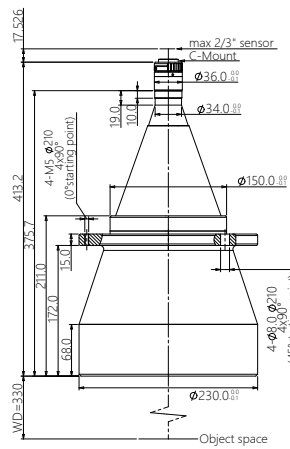
| | |
|----------------------------|------------|
| FOV(Φmm) | 150 |
| Mag.β(x) | 0.076 |
| WD(mm) | 300±5 |
| Max Sensor Size(Φmm) | 11.4(2/3") |
| F/# | 4.9 |
| MTF30(lp/mm) | >185 |
| DOF(mm) | ±76.1@F11 |
| Distortion(% max) | <0.1 |
| Telecentricity(° max) | <0.1 |
| I/O(mm) | 642±5 |
| Length(mm) | 324.0 |
| Mount | C |
| Weight(kg) | 5.7 |
| Field of View (mmxmm) | |
| 1/1.8" EV76C570 (7.2x5.4) | 94.7x71.1 |
| 1/1.7" IMX226 (7.5x5.6) | 98.7x73.7 |
| 2/3" IMX250/264 (8.45x7.1) | 111.2x93.4 |

DTCM230-170-AL



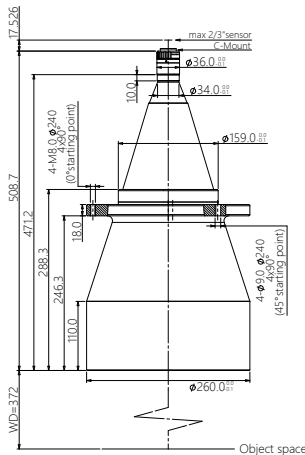
| | |
|----------------------------|-------------|
| FOV(Φmm) | 170 |
| Mag.β(x) | 0.067 |
| WD(mm) | 318±5 |
| Max Sensor Size(Φmm) | 11.4(2/3") |
| F/# | 4.9 |
| MTF30(lp/mm) | >180 |
| DOF(mm) | ±98@F11 |
| Distortion(% max) | <0.1 |
| Telecentricity(° max) | <0.1 |
| I/O(mm) | 721±5 |
| Length(mm) | 385.9 |
| Mount | C |
| Weight(kg) | 6.5 |
| Field of View (mmxmm) | |
| 1/1.8" EV76C570 (7.2x5.4) | 107.5x80.6 |
| 1/1.7" IMX226 (7.5x5.6) | 111.9x83.6 |
| 2/3" IMX250/264 (8.45x7.1) | 126.1x106.0 |

DTCM230-190H-AL



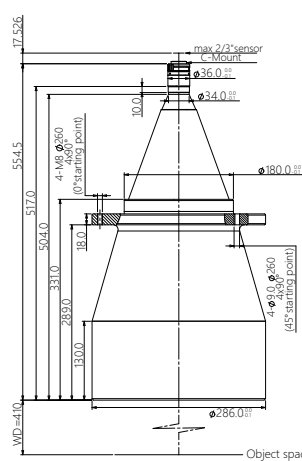
| | |
|----------------------------|-------------|
| FOV(Φmm) | 190 |
| Mag.β(x) | 0.060 |
| WD(mm) | 330±5 |
| Max Sensor Size(Φmm) | 11.4(2/3") |
| F/# | 4.9 |
| MTF30(lp/mm) | >180 |
| DOF(mm) | ±122@F11 |
| Distortion(% max) | <0.1 |
| Telecentricity(° max) | <0.1 |
| I/O(mm) | 761±5 |
| Length(mm) | 413.2 |
| Mount | C |
| Weight(kg) | 9.7 |
| Field of View (mmxmm) | |
| 1/1.8" EV76C570 (7.2x5.4) | 120.0x90.0 |
| 1/1.7" IMX226 (7.5x5.6) | 125.0x93.3 |
| 2/3" IMX250/264 (8.45x7.1) | 140.8x118.3 |

DTCM230-216-AL



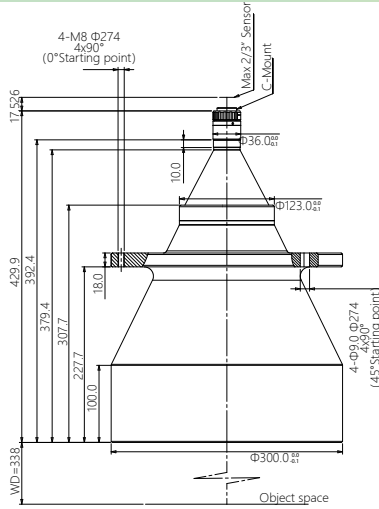
| | |
|----------------------------|-------------|
| FOV(Φmm) | 216 |
| Mag.β(x) | 0.053 |
| WD(mm) | 372±5 |
| Max Sensor Size(Φmm) | 11.4(2/3") |
| F/# | 4.9 |
| MTF30(lp/mm) | >180 |
| DOF(mm) | ±157@F11 |
| Distortion(% max) | <0.1 |
| Telecentricity(° max) | <0.1 |
| I/O(mm) | 898±5 |
| Length(mm) | 508.7 |
| Mount | C |
| Weight(kg) | 13.8 |
| Field of View (mmxmm) | |
| 1/1.8" EV76C570 (7.2x5.4) | 135.8x101.9 |
| 1/1.7" IMX226 (7.5x5.6) | 141.5x105.7 |
| 2/3" IMX250/264 (8.45x7.1) | 159.4x134.0 |

DTCM230-240H-AL



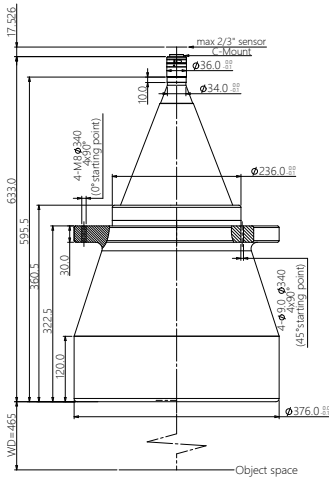
| | |
|----------------------------|-------------|
| FOV(Φmm) | 240 |
| Mag.β(x) | 0.048 |
| WD(mm) | 410±6 |
| Max Sensor Size(Φmm) | 11.4(2/3") |
| F/# | 4.9 |
| MTF30(lp/mm) | >180 |
| DOF(mm) | ±195@F11 |
| Distortion(% max) | <0.1 |
| Telecentricity(° max) | <0.1 |
| I/O(mm) | 982±6 |
| Length(mm) | 554.5 |
| Mount | C |
| Weight(kg) | 19.1 |
| Field of View (mmxmm) | |
| 1/1.8" EV76C570 (7.2x5.4) | 150.0x112.5 |
| 1/1.7" IMX226 (7.5x5.6) | 156.3x116.7 |
| 2/3" IMX250/264 (8.45x7.1) | 176.0x147.9 |

DTCM230-258-AL



| | |
|---------------------------------|-----------------|
| FOV(ϕ mm) | 258 |
| Mag. β (x) | 0.044 |
| WD(mm) | 338 \pm 5 |
| Max Sensor Size(ϕ mm) | 11.4(2/3") |
| F/# | 4.9 |
| MTF30(lp/mm) | >180 |
| DOF(mm) | ± 225 @ F11 |
| Distortion(% max) | <0.1 |
| Telecentricity($^{\circ}$ max) | <0.1 |
| I/O(mm) | 785 \pm 5 |
| Length(mm) | 429.9 |
| Mount | C |
| Weight(kg) | 24.3 |
| Field of View (mmxmm) | |
| 1/1.8" EV76C570 (7.2x5.4) | 163.6x122.7 |
| 1/1.7" IMX226 (7.5x5.6) | 170.5x127.3 |
| 2/3" IMX250/264 (8.45x7.1) | 192.0x161.4 |

DTCM230-300-AL



| | |
|---------------------------------|-----------------|
| FOV(ϕ mm) | 300 |
| Mag. β (x) | 0.038 |
| WD(mm) | 465 \pm 6 |
| Max Sensor Size(ϕ mm) | 11.4(2/3") |
| F/# | 4.9 |
| MTF30(lp/mm) | >180 |
| DOF(mm) | ± 304 @ F11 |
| Distortion(% max) | <0.1 |
| Telecentricity($^{\circ}$ max) | <0.1 |
| I/O(mm) | 1116 \pm 6 |
| Length(mm) | 633.0 |
| Mount | C |
| Weight(kg) | 46.6 |
| Field of View (mmxmm) | |
| 1/1.8" EV76C570 (7.2x5.4) | 189.5x142.1 |
| 1/1.7" IMX226 (7.5x5.6) | 197.4x147.4 |
| 2/3" IMX250/264 (8.45x7.1) | 222.4x186.8 |

Flat Telecentric Lenses for Line Scan



Adopt a flat and compact design, which shortens the lens size and reduces its weight, making it ideal for measuring applications in most confined spaces.

The AL (adjustable back flange length) enables precise adjustment of the optimal focus position between the camera and the lens.

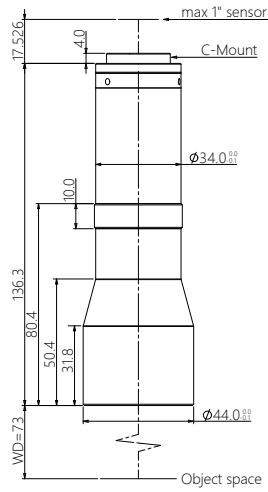
DTCM110 Series

For 1" Cameras



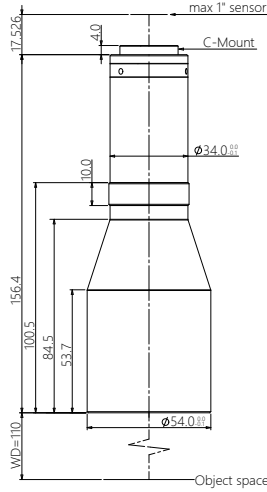
| Lens Model | FOV (°mm) | Mag. β(x) | WD (mm) | Sensor Size (Φmm) | F/# | MTF30 (lp/mm) | DOF (mm) | Distortion (% max) | Telecentricity (° max) | I/O (mm) | Length (mm) | Mount | Weight (kg) |
|-----------------|-----------|-----------|---------|-------------------|-----|---------------|------------|--------------------|------------------------|----------|-------------|-------|-------------|
| DTCM110-26 | 26 | 0.638 | 73±1 | 16.6(1") | 8.7 | >90 | ±1.6@F16 | <0.1 | <0.1 | 227±1 | 136.3 | C | 0.4 |
| DTCM110-36 | 36 | 0.460 | 110±2 | 16.6(1") | 7.8 | >100 | ±3.0@F16 | <0.1 | <0.1 | 284±2 | 156.4 | C | 0.5 |
| DTCM110-42 | 42 | 0.395 | 118±3 | 16.6(1") | 6.5 | >130 | ±4.1@F16 | <0.1 | <0.1 | 278±3 | 141.9 | C | 0.5 |
| DTCM110-48 | 48 | 0.346 | 128±3 | 16.6(1") | 6.5 | >130 | ±5.3@F16 | <0.1 | <0.1 | 301±3 | 155.4 | C | 0.5 |
| DTCM110-56-AL | 56 | 0.296 | 138±3 | 16.6(1") | 6.5 | >130 | ±7.3@F16 | <0.1 | <0.1 | 334±3 | 178.0 | C | 0.8 |
| DTCM110-64H-AL | 64 | 0.259 | 158±3 | 16.6(1") | 6.5 | >130 | ±9.5@F16 | <0.1 | <0.1 | 366±3 | 190.5 | C | 0.9 |
| DTCM110-72-AL | 72 | 0.231 | 178±3 | 16.6(1") | 6.5 | >135 | ±12.0@F16 | <0.1 | <0.1 | 406±3 | 210.5 | C | 1.2 |
| DTCM110-80H-AL | 80 | 0.208 | 228±4 | 16.6(1") | 6.5 | >135 | ±14.8@F16 | <0.1 | <0.1 | 446±4 | 200.5 | C | 2.0 |
| DTCM110-90-AL | 90 | 0.184 | 208±3 | 16.6(1") | 6.5 | >135 | ±18.9@F16 | <0.1 | <0.1 | 461±3 | 235.5 | C | 1.8 |
| DTCM110-100H-AL | 100 | 0.166 | 238±4 | 16.6(1") | 6.5 | >140 | ±23.2@F16 | <0.1 | <0.1 | 534±4 | 278.2 | C | 3.2 |
| DTCM110-110-AL | 110 | 0.151 | 263±4 | 16.6(1") | 6.5 | >140 | ±28.1@F16 | <0.1 | <0.1 | 569±4 | 288.1 | C | 2.8 |
| DTCM110-120H-AL | 120 | 0.138 | 273±5 | 16.6(1") | 6.5 | >140 | ±33.4@F16 | <0.1 | <0.1 | 590±5 | 299.8 | C | 4.3 |
| DTCM110-136-AL | 136 | 0.122 | 288±5 | 16.6(1") | 6.5 | >140 | ±43.0@F16 | <0.1 | <0.1 | 679±5 | 373.0 | C | 4.3 |
| DTCM110-150-AL | 150 | 0.111 | 300±5 | 16.6(1") | 6.5 | >145 | ±52.8@F16 | <0.1 | <0.1 | 660±5 | 342.4 | C | 5.8 |
| DTCM110-170-AL | 170 | 0.098 | 318±5 | 16.6(1") | 6.5 | >140 | ±66.6@F16 | <0.1 | <0.1 | 740±5 | 404.3 | C | 6.6 |
| DTCM110-190H-AL | 190 | 0.087 | 330±5 | 16.6(1") | 6.5 | >140 | ±84.6@F16 | <0.1 | <0.1 | 779±5 | 431.7 | C | 9.7 |
| DTCM110-216-AL | 216 | 0.077 | 372±5 | 16.6(1") | 6.5 | >140 | ±107.9@F16 | <0.1 | <0.1 | 917±5 | 527.1 | C | 13.9 |
| DTCM110-240H-AL | 240 | 0.069 | 410±6 | 16.6(1") | 6.5 | >140 | ±134.4@F16 | <0.1 | <0.1 | 1001±6 | 573.0 | C | 19.2 |
| DTCM110-258-AL | 258 | 0.064 | 338±5 | 16.6(1") | 6.5 | >140 | ±156.3@F16 | <0.1 | <0.1 | 804±5 | 448.4 | C | 24.4 |
| DTCM110-300-AL | 300 | 0.055 | 465±6 | 16.6(1") | 6.5 | >135 | ±211.6@F16 | <0.1 | <0.1 | 1134±6 | 651.5 | C | 46.7 |

DTCM110-26



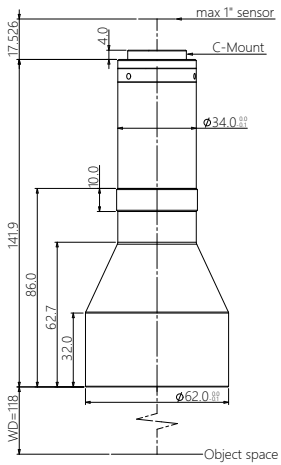
| | |
|----------------------------|-----------|
| FOV(Φmm) | 26 |
| Mag.β(x) | 0.638 |
| WD(mm) | 73±1 |
| Max Sensor Size(Φmm) | 16.6(1") |
| F/# | 8.7 |
| MTF30(lp/mm) | >90 |
| DOF(mm) | ±1.6@F16 |
| Distortion(% max) | <0.1 |
| Telecentricity(° max) | <0.1 |
| I/O(mm) | 227±1 |
| Length(mm) | 136.3 |
| Mount | C |
| Weight(kg) | 0.4 |
| Field of View (mmxmm) | |
| 1" PYTHON5000 (12.43x9.83) | 19.5x15.4 |
| 1" IMX255 (14.19x7.51) | 22.2x11.8 |
| 1" IMX183 (13.13x8.76) | 20.6x13.7 |

DTCM110-36



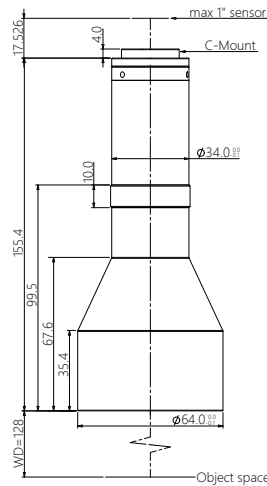
| | |
|----------------------------|-----------|
| FOV(Φmm) | 36 |
| Mag.β(x) | 0.460 |
| WD(mm) | 110±2 |
| Max Sensor Size(Φmm) | 16.6(1") |
| F/# | 7.8 |
| MTF30(lp/mm) | >100 |
| DOF(mm) | ±3.0@F16 |
| Distortion(% max) | <0.1 |
| Telecentricity(° max) | <0.1 |
| I/O(mm) | 284±2 |
| Length(mm) | 156.4 |
| Mount | C |
| Weight(kg) | 0.5 |
| Field of View (mmxmm) | |
| 1" PYTHON5000 (12.43x9.83) | 27.0x21.4 |
| 1" IMX255 (14.19x7.51) | 30.8x16.3 |
| 1" IMX183 (13.13x8.76) | 28.5x19.0 |

DTCM110-42



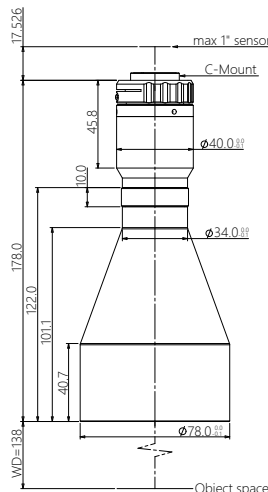
| | |
|----------------------------|-----------|
| FOV(Φmm) | 42 |
| Mag.β(x) | 0.395 |
| WD(mm) | 118±3 |
| Max Sensor Size(Φmm) | 16.6(1") |
| F/# | 6.5 |
| MTF30(lp/mm) | >130 |
| DOF(mm) | ±4.1@F16 |
| Distortion(% max) | <0.1 |
| Telecentricity(° max) | <0.1 |
| I/O(mm) | 278±3 |
| Length(mm) | 141.9 |
| Mount | C |
| Weight(kg) | 0.5 |
| Field of View (mmxmm) | |
| 1" PYTHON5000 (12.43x9.83) | 31.5x24.9 |
| 1" IMX255 (14.19x7.51) | 35.9x19.0 |
| 1" IMX183 (13.13x8.76) | 33.2x22.2 |

DTCM110-48



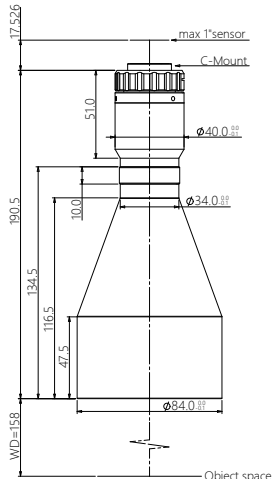
| | |
|----------------------------|-----------|
| FOV(Φmm) | 48 |
| Mag.β(x) | 0.346 |
| WD(mm) | 128±3 |
| Max Sensor Size(Φmm) | 16.6(1") |
| F/# | 6.5 |
| MTF30(lp/mm) | >130 |
| DOF(mm) | ±5.3@F16 |
| Distortion(% max) | <0.1 |
| Telecentricity(° max) | <0.1 |
| I/O(mm) | 301±3 |
| Length(mm) | 155.4 |
| Mount | C |
| Weight(kg) | 0.5 |
| Field of View (mmxmm) | |
| 1" PYTHON5000 (12.43x9.83) | 35.9x28.4 |
| 1" IMX255 (14.19x7.51) | 41.0x21.7 |
| 1" IMX183 (13.13x8.76) | 37.9x25.3 |

DTCM110-56-AL



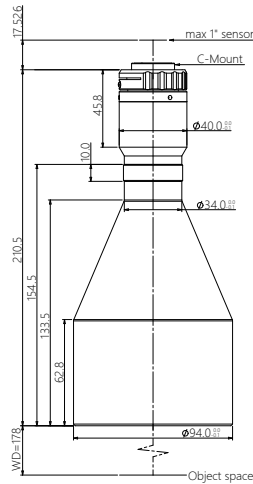
| | |
|----------------------------|-----------|
| FOV(Φmm) | 56 |
| Mag.β(x) | 0.296 |
| WD(mm) | 138±3 |
| Max Sensor Size(Φmm) | 16.6(1") |
| F/# | 6.5 |
| MTF30(lp/mm) | >130 |
| DOF(mm) | ±7.3@F16 |
| Distortion(% max) | <0.1 |
| Telecentricity(° max) | <0.1 |
| I/O(mm) | 334±3 |
| Length(mm) | 178.0 |
| Mount | C |
| Weight(kg) | 0.8 |
| Field of View (mmxmm) | |
| 1" PYTHON5000 (12.43x9.83) | 42.0x33.2 |
| 1" IMX255 (14.19x7.51) | 47.9x25.4 |
| 1" IMX183 (13.13x8.76) | 44.4x29.6 |

DTCM110-64H-AL



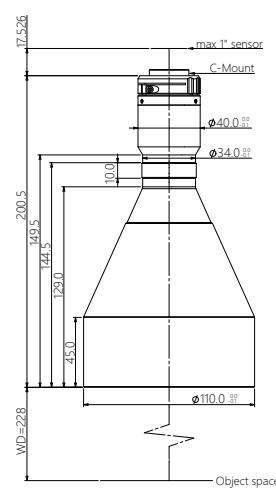
| | |
|----------------------------|-----------|
| FOV(Φmm) | 64 |
| Mag.β(x) | 0.259 |
| WD(mm) | 158±3 |
| Max Sensor Size(Φmm) | 16.6(1") |
| F/# | 6.5 |
| MTF30(lp/mm) | >130 |
| DOF(mm) | ±9.5@F16 |
| Distortion(% max) | <0.1 |
| Telecentricity(° max) | <0.1 |
| I/O(mm) | 366±3 |
| Length(mm) | 190.5 |
| Mount | C |
| Weight(kg) | 0.9 |
| Field of View (mmxmm) | |
| 1" PYTHON5000 (12.43x9.83) | 48.0x38.0 |
| 1" IMX255 (14.19x7.51) | 54.8x29.8 |
| 1" IMX183 (13.13x8.76) | 50.7x33.8 |

DTCM110-72-AL



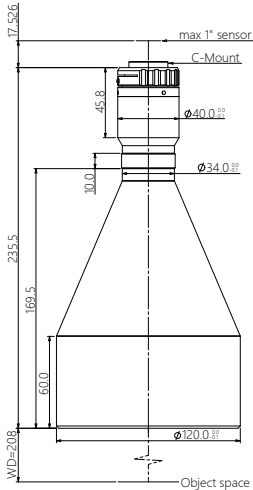
| | |
|----------------------------|-----------|
| FOV(Φmm) | 72 |
| Mag.β(x) | 0.231 |
| WD(mm) | 178±3 |
| Max Sensor Size(Φmm) | 16.6(1") |
| F/# | 6.5 |
| MTF30(lp/mm) | >135 |
| DOF(mm) | ±12.0@F16 |
| Distortion(% max) | <0.1 |
| Telecentricity(° max) | <0.1 |
| I/O(mm) | 406±3 |
| Length(mm) | 210.5 |
| Mount | C |
| Weight(kg) | 1.2 |
| Field of View (mmxmm) | |
| 1" PYTHON5000 (12.43x9.83) | 53.8x42.6 |
| 1" IMX255 (14.19x7.51) | 61.4x32.5 |
| 1" IMX183 (13.13x8.76) | 56.8x37.9 |

DTCM110-80H-AL



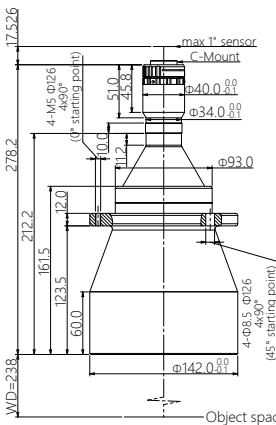
| | |
|----------------------------|-----------|
| FOV(Φmm) | 80 |
| Mag.β(x) | 0.208 |
| WD(mm) | 228±4 |
| Max Sensor Size(Φmm) | 16.6(1") |
| F/# | 6.5 |
| MTF30(lp/mm) | >135 |
| DOF(mm) | ±14.8@F16 |
| Distortion(% max) | <0.1 |
| Telecentricity(° max) | <0.1 |
| I/O(mm) | 446±4 |
| Length(mm) | 200.5 |
| Mount | C |
| Weight(kg) | 2.0 |
| Field of View (mmxmm) | |
| 1" PYTHON5000 (12.43x9.83) | 59.8x47.3 |
| 1" IMX255 (14.19x7.51) | 68.2x36.1 |
| 1" IMX183 (13.13x8.76) | 63.1x42.1 |

DTCM110-90-AL



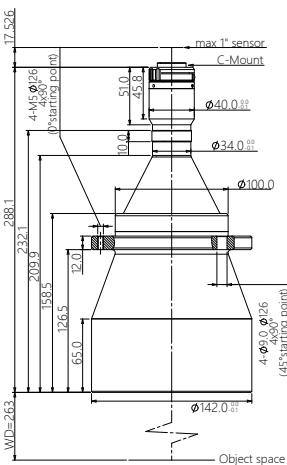
| | |
|----------------------------|-----------|
| FOV(Φmm) | 90 |
| Mag.β(x) | 0.184 |
| WD(mm) | 208±3 |
| Max Sensor Size(Φmm) | 16.6(1") |
| F/# | 6.5 |
| MTF30(lp/mm) | >135 |
| DOF(mm) | ±18.9@F16 |
| Distortion(% max) | <0.1 |
| Telecentricity(° max) | <0.1 |
| I/O(mm) | 461±3 |
| Length(mm) | 235.5 |
| Mount | C |
| Weight(kg) | 1.8 |
| Field of View (mmxmm) | |
| 1" PYTHON5000 (12.43x9.83) | 67.6x53.4 |
| 1" IMX255 (14.19x7.51) | 77.1x40.8 |
| 1" IMX183 (13.13x8.76) | 71.4x47.6 |

DTCM110-100H-AL



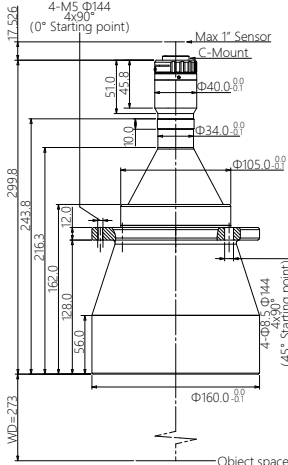
| | |
|----------------------------|-----------|
| FOV(Φmm) | 100 |
| Mag.β(x) | 0.166 |
| WD(mm) | 238±4 |
| Max Sensor Size(Φmm) | 16.6(1") |
| F/# | 6.5 |
| MTF30(lp/mm) | >140 |
| DOF(mm) | ±23.2@F16 |
| Distortion(% max) | <0.1 |
| Telecentricity(° max) | <0.1 |
| I/O(mm) | 534±4 |
| Length(mm) | 278.2 |
| Mount | C |
| Weight(kg) | 3.2 |
| Field of View (mmxmm) | |
| 1" PYTHON5000 (12.43x9.83) | 74.9x59.2 |
| 1" IMX255 (14.19x7.51) | 85.5x45.2 |
| 1" IMX183 (13.13x8.76) | 79.1x52.8 |

DTCM110-110-AL



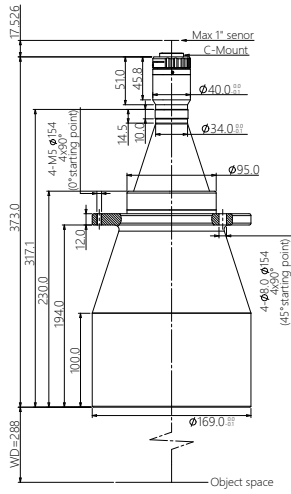
| | |
|----------------------------|-----------|
| FOV(Φmm) | 110 |
| Mag.β(x) | 0.151 |
| WD(mm) | 263±4 |
| Max Sensor Size(Φmm) | 16.6(1") |
| F/# | 6.5 |
| MTF30(lp/mm) | >140 |
| DOF(mm) | ±28.1@F16 |
| Distortion(% max) | <0.1 |
| Telecentricity(° max) | <0.1 |
| I/O(mm) | 569±4 |
| Length(mm) | 288.1 |
| Mount | C |
| Weight(kg) | 2.8 |
| Field of View (mmxmm) | |
| 1" PYTHON5000 (12.43x9.83) | 82.3x65.1 |
| 1" IMX255 (14.19x7.51) | 94.0x49.7 |
| 1" IMX183 (13.13x8.76) | 87.0x58.0 |

DTCM110-120H-AL



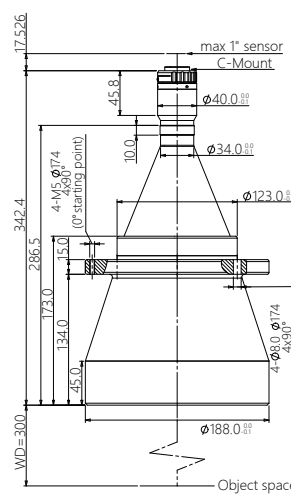
| | |
|----------------------------|------------|
| FOV(Φmm) | 120 |
| Mag.β(x) | 0.138 |
| WD(mm) | 273±5 |
| Max Sensor Size(Φmm) | 16.6(1") |
| F/# | 6.5 |
| MTF30(lp/mm) | >140 |
| DOF(mm) | ±33.4@F16 |
| Distortion(% max) | <0.1 |
| Telecentricity(° max) | <0.1 |
| I/O(mm) | 590±5 |
| Length(mm) | 299.8 |
| Mount | C |
| Weight(kg) | 4.3 |
| Field of View (mmxmm) | |
| 1" PYTHON5000 (12.43x9.83) | 90.1x71.2 |
| 1" IMX255 (14.19x7.51) | 102.8x54.4 |
| 1" IMX183 (13.13x8.76) | 95.1x63.5 |

DTCM110-136-AL



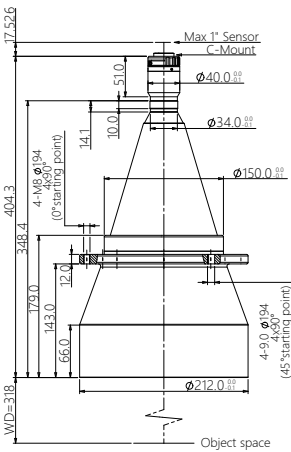
| | |
|----------------------------|------------|
| FOV(Φmm) | 136 |
| Mag.β(x) | 0.122 |
| WD(mm) | 288±5 |
| Max Sensor Size(Φmm) | 16.6(1") |
| F/# | 6.5 |
| MTF30(lp/mm) | >140 |
| DOF(mm) | ±43.0@F16 |
| Distortion(% max) | <0.1 |
| Telecentricity(° max) | <0.1 |
| I/O(mm) | 679±5 |
| Length(mm) | 373.0 |
| Mount | C |
| Weight(kg) | 4.3 |
| Field of View (mmxmm) | |
| 1" PYTHON5000 (12.43x9.83) | 101.9x80.6 |
| 1" IMX255 (14.19x7.51) | 116.3x61.6 |
| 1" IMX183 (13.13x8.76) | 107.6x71.8 |

DTCM110-150-AL



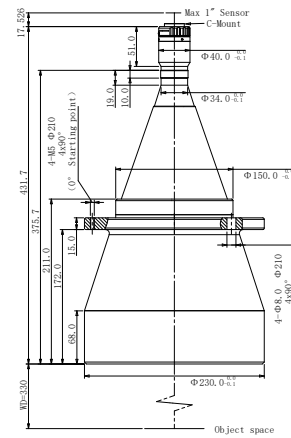
| | |
|----------------------------|------------|
| FOV(Φmm) | 150 |
| Mag.β(x) | 0.111 |
| WD(mm) | 300±5 |
| Max Sensor Size(Φmm) | 16.6(1") |
| F/# | 6.5 |
| MTF30(lp/mm) | >145 |
| DOF(mm) | ±52.8@F16 |
| Distortion(% max) | <0.1 |
| Telecentricity(° max) | <0.1 |
| I/O(mm) | 660±5 |
| Length(mm) | 342.4 |
| Mount | C |
| Weight(kg) | 5.8 |
| Field of View (mmxmm) | |
| 1" PYTHON5000 (12.43x9.83) | 112.0x88.6 |
| 1" IMX255 (14.19x7.51) | 127.8x67.7 |
| 1" IMX183 (13.13x8.76) | 118.3x78.9 |

DTCM110-170-AL



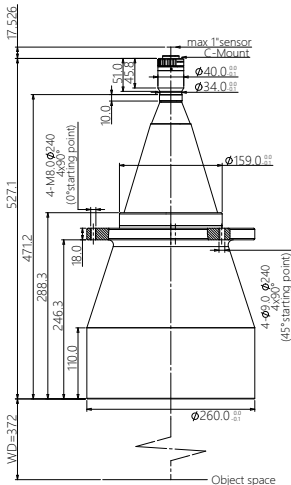
| | |
|----------------------------|-------------|
| FOV(Φmm) | 170 |
| Mag.β(x) | 0.098 |
| WD(mm) | 318±5 |
| Max Sensor Size(Φmm) | 16.6(1") |
| F/# | 6.5 |
| MTF30(lp/mm) | >140 |
| DOF(mm) | ±66.6@F16 |
| Distortion(% max) | <0.1 |
| Telecentricity(° max) | <0.1 |
| I/O(mm) | 740±5 |
| Length(mm) | 404.3 |
| Mount | C |
| Weight(kg) | 6.6 |
| Field of View (mmxmm) | |
| 1" PYTHON5000 (12.43x9.83) | 126.8x100.3 |
| 1" IMX255 (14.19x7.51) | 144.8x76.6 |
| 1" IMX183 (13.13x8.76) | 134.0x89.4 |

DTCM110-190H-AL



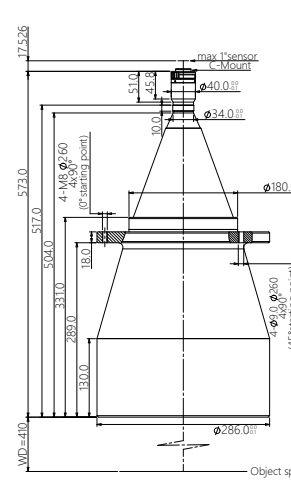
| | |
|----------------------------|-------------|
| FOV(Φmm) | 190 |
| Mag.β(x) | 0.087 |
| WD(mm) | 330±5 |
| Max Sensor Size(Φmm) | 16.6(1") |
| F/# | 6.5 |
| MTF30(lp/mm) | >140 |
| DOF(mm) | ±84.6@F16 |
| Distortion(% max) | <0.1 |
| Telecentricity(° max) | <0.1 |
| I/O(mm) | 779±5 |
| Length(mm) | 431.7 |
| Mount | C |
| Weight(kg) | 9.7 |
| Field of View (mmxmm) | |
| 1" PYTHON5000 (12.43x9.83) | 142.9x113.0 |
| 1" IMX255 (14.19x7.51) | 163.1x86.3 |
| 1" IMX183 (13.13x8.76) | 150.9x100.7 |

DTCM110-216-AL



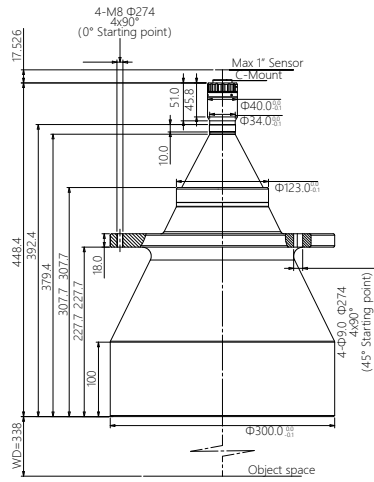
| | |
|----------------------------|-------------|
| FOV(Φmm) | 216 |
| Mag.β(x) | 0.077 |
| WD(mm) | 372±5 |
| Max Sensor Size(Φmm) | 16.6(1") |
| F/# | 6.5 |
| MTF30(lp/mm) | >140 |
| DOF(mm) | ±107.9@F16 |
| Distortion(% max) | <0.1 |
| Telecentricity(° max) | <0.1 |
| I/O(mm) | 917±5 |
| Length(mm) | 527.1 |
| Mount | C |
| Weight(kg) | 13.9 |
| Field of View (mmxmm) | |
| 1" PYTHON5000 (12.43x9.83) | 161.4x127.7 |
| 1" IMX255 (14.19x7.51) | 184.3x97.5 |
| 1" IMX183 (13.13x8.76) | 170.5x113.8 |

DTCM110-240H-AL



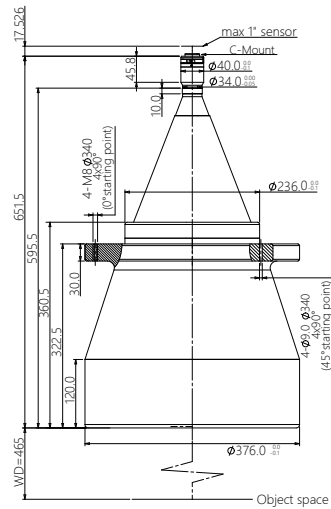
| | |
|----------------------------|-------------|
| FOV(Φmm) | 240 |
| Mag.β(x) | 0.069 |
| WD(mm) | 410±6 |
| Max Sensor Size(Φmm) | 16.6(1") |
| F/# | 6.5 |
| MTF30(lp/mm) | >140 |
| DOF(mm) | ±134.4@F16 |
| Distortion(% max) | <0.1 |
| Telecentricity(° max) | <0.1 |
| I/O(mm) | 1001±6 |
| Length(mm) | 573.0 |
| Mount | C |
| Weight(kg) | 19.2 |
| Field of View (mmxmm) | |
| 1" PYTHON5000 (12.43x9.83) | 180.1x142.5 |
| 1" IMX255 (14.19x7.51) | 205.7x108.8 |
| 1" IMX183 (13.13x8.76) | 190.3x127.0 |

DTCM110-258-AL



| | |
|----------------------------|-------------|
| FOV(Φmm) | 258 |
| Mag,β(x) | 0.064 |
| WD(mm) | 338±5 |
| Max Sensor Size(Φmm) | 16.6(1") |
| F/# | 6.5 |
| MTF30(lp/mm) | >140 |
| DOF(mm) | ±156.3@F16 |
| Distortion(% max) | <0.1 |
| Telecentricity(° max) | <0.1 |
| I/O(mm) | 804±5 |
| Length(mm) | 448.4 |
| Mount | C |
| Weight(kg) | 24.4 |
| Field of View (mmxmm) | |
| 1" PYTHON5000 (12.43x9.83) | 194.2x153.6 |
| 1" IMX255 (14.19x7.51) | 221.7x117.3 |
| 1" IMX183 (13.13x8.76) | 205.2x136.9 |

DTCM110-300-AL



| | |
|----------------------------|-------------|
| FOV(Φmm) | 300 |
| Mag,β(x) | 0.055 |
| WD(mm) | 465±6 |
| Max Sensor Size(Φmm) | 16.6(1") |
| F/# | 6.5 |
| MTF30(lp/mm) | >135 |
| DOF(mm) | ±211.6@F16 |
| Distortion(% max) | <0.1 |
| Telecentricity(° max) | <0.1 |
| I/O(mm) | 1134±6 |
| Length(mm) | 651.5 |
| Mount | C |
| Weight(kg) | 46.7 |
| Field of View (mmxmm) | |
| 1" PYTHON5000 (12.43x9.83) | 226.0x178.7 |
| 1" IMX255 (14.19x7.51) | 258.0x136.5 |
| 1" IMX183 (13.13x8.76) | 238.7x159.3 |

Flat Telecentric Illuminators for Line Scan



By adopting a flat and compact design, this telecentric lighting shortens its size and reduces its weight, making it a perfect fit for measurement applications in most confined spaces.

Designed specifically for use with flat line scan telecentric lenses to achieve backlighting, optimizing imaging accuracy and enhancing imaging performance

DTCM111 Series

For 1.1" Cameras



| Lens Model | FOV (°mm) | Mag. β(x) | WD (mm) | Sensor Size (Φmm) | F/# | MTF30 (lp/mm) | DOF (mm) | Distortion (% max) | Telecentricity (° max) | I/O (mm) | Length (mm) | Mount | Weight (kg) |
|-----------------|-----------|-----------|---------|-------------------|-----|---------------|-----------|--------------------|------------------------|----------|-------------|-------|-------------|
| DTCM111-26-AL | 26 | 0.708 | 73±1 | 18.4(1.1") | 9.6 | >75 | ±1.6@F20 | <0.1 | <0.1 | 238±1 | 147.7 | C | 0.4 |
| DTCM111-36-AL | 36 | 0.511 | 110±2 | 18.4(1.1") | 8.7 | >85 | ±3.0@F20 | <0.1 | <0.1 | 295±2 | 167.7 | C | 0.6 |
| DTCM111-42-AL | 42 | 0.438 | 118±3 | 18.4(1.1") | 7.2 | >115 | ±3.3@F16 | <0.1 | <0.1 | 289±3 | 153.2 | C | 0.5 |
| DTCM111-48-AL | 48 | 0.383 | 128±3 | 18.4(1.1") | 7.2 | >115 | ±4.3@F16 | <0.1 | <0.1 | 312±3 | 166.7 | C | 0.6 |
| DTCM111-56-AL | 56 | 0.329 | 138±3 | 18.4(1.1") | 6.2 | >145 | ±4.0@F11 | <0.1 | <0.1 | 345±3 | 189.2 | C | 0.8 |
| DTCM111-64H-AL | 64 | 0.288 | 158±3 | 18.4(1.1") | 6.2 | >150 | ±7.8@F16 | <0.1 | <0.1 | 377±3 | 201.7 | C | 0.9 |
| DTCM111-72-AL | 72 | 0.256 | 178±3 | 18.4(1.1") | 6.2 | >145 | ±6.7@F11 | <0.1 | <0.1 | 417±3 | 221.7 | C | 1.2 |
| DTCM111-80H-AL | 80 | 0.230 | 228±4 | 18.4(1.1") | 6.2 | >145 | ±12.1@F16 | <0.1 | <0.1 | 457±4 | 211.7 | C | 2.0 |
| DTCM111-90-AL | 90 | 0.204 | 208±3 | 18.4(1.1") | 6.2 | >145 | ±10.5@F11 | <0.1 | <0.1 | 472±3 | 246.7 | C | 1.8 |
| DTCM111-100H-AL | 100 | 0.184 | 238±4 | 18.4(1.1") | 6.2 | >120 | ±13.0@F11 | <0.1 | <0.1 | 545±5 | 289.5 | C | 3.2 |
| DTCM111-110-AL | 110 | 0.167 | 263±4 | 18.4(1.1") | 6.2 | >150 | ±18.7@F11 | <0.1 | <0.1 | 580±4 | 299.3 | C | 2.8 |
| DTCM111-120H-AL | 120 | 0.153 | 273±5 | 18.4(1.1") | 6.2 | >150 | ±18.7@F11 | <0.1 | <0.1 | 602±5 | 311.0 | C | 4.3 |
| DTCM111-136-AL | 136 | 0.135 | 288±5 | 18.4(1.1") | 6.2 | >150 | ±24.1@F11 | <0.1 | <0.1 | 690±5 | 384.3 | C | 4.3 |
| DTCM111-150-AL | 150 | 0.123 | 300±5 | 18.4(1.1") | 6.2 | >145 | ±29@F11 | <0.1 | <0.1 | 671±5 | 353.7 | C | 5.8 |
| DTCM111-170-AL | 170 | 0.108 | 318±5 | 18.4(1.1") | 6.2 | >150 | ±37.7@F11 | <0.1 | <0.1 | 751±5 | 415.6 | C | 6.6 |
| DTCM111-190H-AL | 190 | 0.097 | 330±5 | 18.4(1.1") | 6.2 | >150 | ±46.7@F11 | <0.1 | <0.1 | 791±5 | 443.0 | C | 9.7 |
| DTCM111-216-AL | 216 | 0.085 | 372±5 | 18.4(1.1") | 6.2 | >150 | ±60.9@F11 | <0.1 | <0.1 | 928±5 | 538.4 | C | 13.9 |
| DTCM111-240H-AL | 240 | 0.077 | 410±6 | 18.4(1.1") | 6.2 | >150 | ±109@F16 | <0.1 | <0.1 | 1012±6 | 584.2 | C | 19.2 |
| DTCM111-258-AL | 258 | 0.071 | 338±5 | 18.4(1.1") | 6.2 | >150 | ±86.5@F11 | <0.1 | <0.1 | 815±5 | 459.7 | C | 24.4 |
| DTCM111-300-AL | 300 | 0.061 | 465±6 | 18.4(1.1") | 6.2 | >145 | ±118@F11 | <0.1 | <0.1 | 1145±6 | 662.7 | C | 46.7 |

DTCM Series
Magnification Crosstab

DTCM125 Series

DTCM120 Series

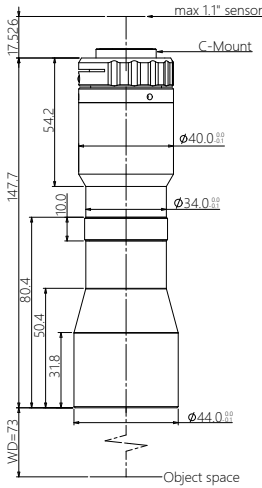
DTCM118 Series

DTCM230 Series

DTCM110 Series

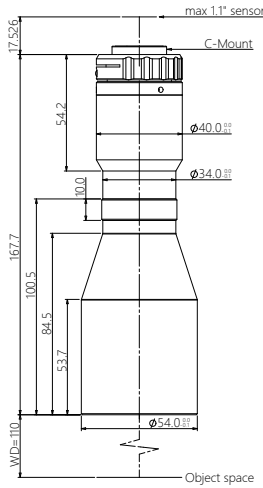
DTCM111 Series

DTCM111-26-AL



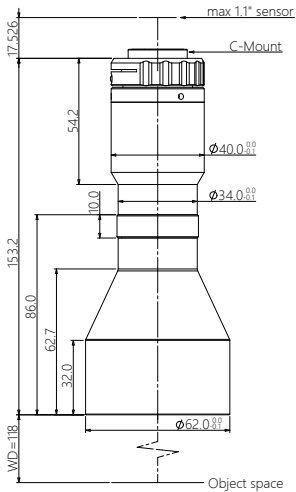
| | |
|---------------------------|------------|
| FOV(Φmm) | 26 |
| Mag.β(x) | 0.708 |
| WD(mm) | 73±1 |
| Max Sensor Size(Φmm) | 18.4(1.1") |
| F/# | 9.6 |
| MTF30(lp/mm) | >75 |
| DOF(mm) | ±1.6@F20 |
| Distortion(% max) | <0.1 |
| Telecentricity(° max) | <0.1 |
| I/O(mm) | 238±1 |
| Length(mm) | 147.7 |
| Mount | C |
| Weight(kg) | 0.4 |
| Field of View (mmxmm) | |
| 1" IMX183 (13.13x8.76) | 18.5x12.4 |
| 1.1" IMX253 (14.19x10.38) | 20.0x14.7 |

DTCM111-36-AL



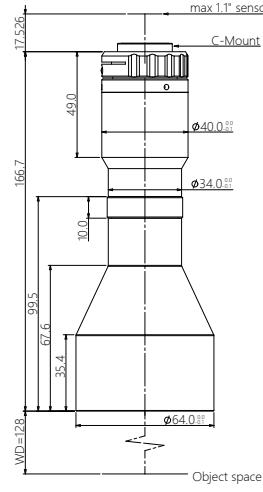
| | |
|---------------------------|------------|
| FOV(Φmm) | 36 |
| Mag.β(x) | 0.511 |
| WD(mm) | 110±2 |
| Max Sensor Size(Φmm) | 18.4(1.1") |
| F/# | 8.7 |
| MTF30(lp/mm) | >85 |
| DOF(mm) | ±3.0@F20 |
| Distortion(% max) | <0.1 |
| Telecentricity(° max) | <0.1 |
| I/O(mm) | 295±2 |
| Length(mm) | 167.7 |
| Mount | C |
| Weight(kg) | 0.6 |
| Field of View (mmxmm) | |
| 1" IMX183 (13.13x8.76) | 25.7x17.1 |
| 1.1" IMX253 (14.19x10.38) | 27.8x20.3 |

DTCM111-42-AL



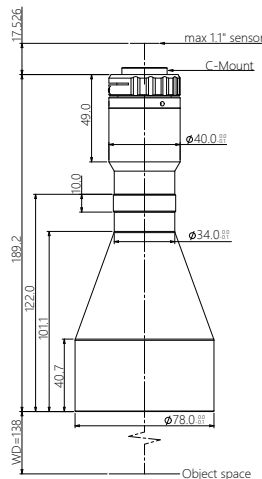
| | |
|---------------------------|------------|
| FOV(Φmm) | 42 |
| Mag.β(x) | 0.438 |
| WD(mm) | 118±3 |
| Max Sensor Size(Φmm) | 18.4(1.1") |
| F/# | 7.2 |
| MTF30(lp/mm) | >115 |
| DOF(mm) | ±3.3@F16 |
| Distortion(% max) | <0.1 |
| Telecentricity(° max) | <0.1 |
| I/O(mm) | 289±3 |
| Length(mm) | 153.2 |
| Mount | C |
| Weight(kg) | 0.5 |
| Field of View (mmxmm) | |
| 1" IMX183 (13.13x8.76) | 30.0x20.0 |
| 1.1" IMX253 (14.19x10.38) | 32.4x23.7 |

DTCM111-48-AL



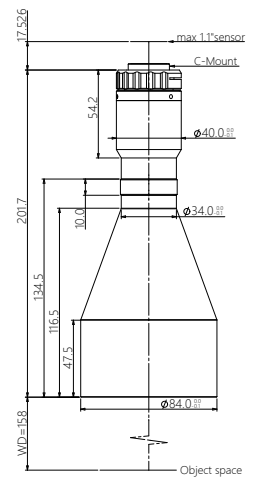
| | |
|---------------------------|------------|
| FOV(Φmm) | 48 |
| Mag.β(x) | 0.383 |
| WD(mm) | 128±3 |
| Max Sensor Size(Φmm) | 18.4(1.1") |
| F/# | 7.2 |
| MTF30(lp/mm) | >115 |
| DOF(mm) | ±4.3@F16 |
| Distortion(% max) | <0.1 |
| Telecentricity(° max) | <0.1 |
| I/O(mm) | 312±3 |
| Length(mm) | 166.7 |
| Mount | C |
| Weight(kg) | 0.6 |
| Field of View (mmxmm) | |
| 1" IMX183 (13.13x8.76) | 34.3x22.9 |
| 1.1" IMX253 (14.19x10.38) | 37.0x27.1 |

DTCM111-56-AL



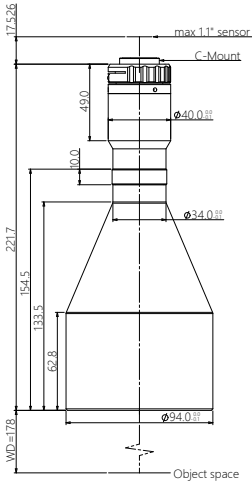
| | |
|---------------------------|------------|
| FOV(Φmm) | 56 |
| Mag.β(x) | 0.329 |
| WD(mm) | 138±3 |
| Max Sensor Size(Φmm) | 18.4(1.1") |
| F/# | 6.2 |
| MTF30(lp/mm) | >145 |
| DOF(mm) | ±4.0@F11 |
| Distortion(% max) | <0.1 |
| Telecentricity(° max) | <0.1 |
| I/O(mm) | 345±3 |
| Length(mm) | 189.2 |
| Mount | C |
| Weight(kg) | 0.8 |
| Field of View (mmxmm) | |
| 1" IMX183 (13.13x8.76) | 39.9x26.6 |
| 1.1" IMX253 (14.19x10.38) | 43.1x31.6 |

DTCM111-64H-AL



| | |
|---------------------------|------------|
| FOV(Φmm) | 64 |
| Mag.β(x) | 0.288 |
| WD(mm) | 158±3 |
| Max Sensor Size(Φmm) | 18.4(1.1") |
| F/# | 6.2 |
| MTF30(lp/mm) | >150 |
| DOF(mm) | ±7.8@F16 |
| Distortion(% max) | <0.1 |
| Telecentricity(° max) | <0.1 |
| I/O(mm) | 377±3 |
| Length(mm) | 201.7 |
| Mount | C |
| Weight(kg) | 0.9 |
| Field of View (mmxmm) | |
| 1" IMX183 (13.13x8.76) | 45.6x30.4 |
| 1.1" IMX253 (14.19x10.38) | 49.3x30.6 |

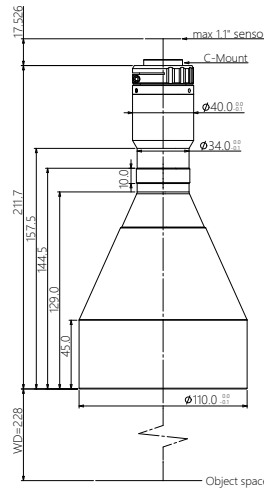
DTCM111-72-AL



| | |
|-----------------------|------------|
| FOV(Φmm) | 72 |
| Mag.β(x) | 0.256 |
| WD(mm) | 178±3 |
| Max Sensor Size(Φmm) | 18.4(1.1") |
| F/# | 6.2 |
| MTF30(lp/mm) | >145 |
| DOF(mm) | ±6.7@F11 |
| Distortion(% max) | <0.1 |
| Telecentricity(° max) | <0.1 |
| I/O(mm) | 417±3 |
| Length(mm) | 221.7 |
| Mount | C |
| Weight(kg) | 1.2 |

| | |
|---------------------------|-----------|
| Field of View (mmxmm) | |
| 1" IMX183 (13.13x8.76) | 51.3x34.2 |
| 1.1" IMX253 (14.19x10.38) | 55.4x40.5 |

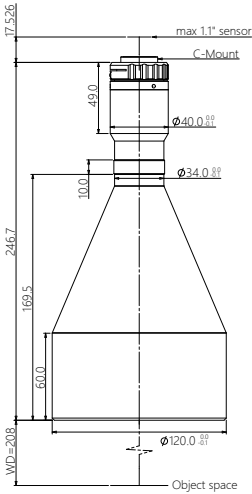
DTCM111-80H-AL



| | |
|-----------------------|------------|
| FOV(Φmm) | 80 |
| Mag.β(x) | 0.230 |
| WD(mm) | 228±4 |
| Max Sensor Size(Φmm) | 18.4(1.1") |
| F/# | 6.2 |
| MTF30(lp/mm) | >145 |
| DOF(mm) | ±12.1@F16 |
| Distortion(% max) | <0.1 |
| Telecentricity(° max) | <0.1 |
| I/O(mm) | 457±4 |
| Length(mm) | 211.7 |
| Mount | C |
| Weight(kg) | 2.0 |

| | |
|---------------------------|-----------|
| Field of View (mmxmm) | |
| 1" IMX183 (13.13x8.76) | 57.1x38.1 |
| 1.1" IMX253 (14.19x10.38) | 61.7x45.1 |

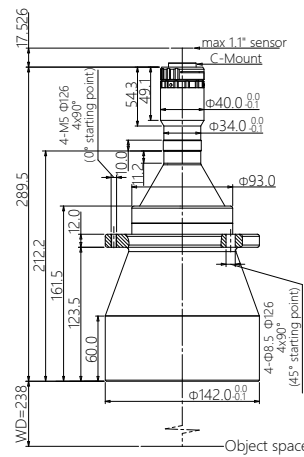
DTCM111-90-AL



| | |
|-----------------------|------------|
| FOV(Φmm) | 90 |
| Mag.β(x) | 0.204 |
| WD(mm) | 208±3 |
| Max Sensor Size(Φmm) | 18.4(1.1") |
| F/# | 6.2 |
| MTF30(lp/mm) | >145 |
| DOF(mm) | ±10.5@F11 |
| Distortion(% max) | <0.1 |
| Telecentricity(° max) | <0.1 |
| I/O(mm) | 472±3 |
| Length(mm) | 246.7 |
| Mount | C |
| Weight(kg) | 1.8 |

| | |
|---------------------------|-----------|
| Field of View (mmxmm) | |
| 1" IMX183 (13.13x8.76) | 64.4x42.9 |
| 1.1" IMX253 (14.19x10.38) | 69.6x50.9 |

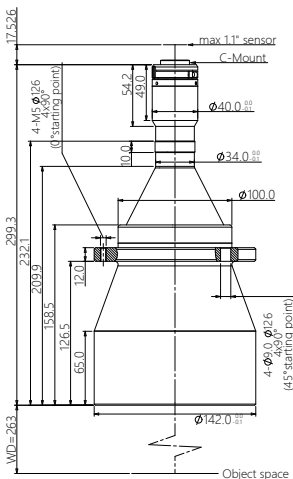
DTCM111-100H-AL



| | |
|-----------------------|------------|
| FOV(Φmm) | 100 |
| Mag.β(x) | 0.184 |
| WD(mm) | 238±4 |
| Max Sensor Size(Φmm) | 18.4(1.1") |
| F/# | 6.2 |
| MTF30(lp/mm) | >120 |
| DOF(mm) | ±13.0@F11 |
| Distortion(% max) | <0.1 |
| Telecentricity(° max) | <0.1 |
| I/O(mm) | 545±4 |
| Length(mm) | 289.5 |
| Mount | C |
| Weight(kg) | 3.2 |

| | |
|---------------------------|-----------|
| Field of View (mmxmm) | |
| 1" IMX183 (13.13x8.76) | 71.4x47.6 |
| 1.1" IMX253 (14.19x10.38) | 77.1x56.4 |

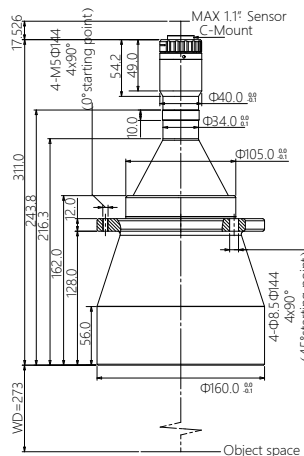
DTCM111-110-AL



| | |
|-----------------------|------------|
| FOV(Φmm) | 110 |
| Mag.β(x) | 0.167 |
| WD(mm) | 263±4 |
| Max Sensor Size(Φmm) | 18.4(1.1") |
| F/# | 6.2 |
| MTF30(lp/mm) | >150 |
| DOF(mm) | ±15.8@F11 |
| Distortion(% max) | <0.1 |
| Telecentricity(° max) | <0.1 |
| I/O(mm) | 580±4 |
| Length(mm) | 299.3 |
| Mount | C |
| Weight(kg) | 2.8 |

| | |
|---------------------------|-----------|
| Field of View (mmxmm) | |
| 1" IMX183 (13.13x8.76) | 78.6x52.5 |
| 1.1" IMX253 (14.19x10.38) | 85.0x62.2 |

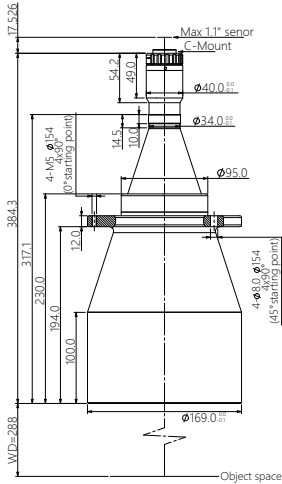
DTCM111-120H-AL



| | |
|-----------------------|------------|
| FOV(Φmm) | 120 |
| Mag.β(x) | 0.153 |
| WD(mm) | 273±5 |
| Max Sensor Size(Φmm) | 18.4(1.1") |
| F/# | 6.2 |
| MTF30(lp/mm) | >150 |
| DOF(mm) | ±18.7@F11 |
| Distortion(% max) | <0.1 |
| Telecentricity(° max) | <0.1 |
| I/O(mm) | 602±5 |
| Length(mm) | 311.0 |
| Mount | C |
| Weight(kg) | 4.3 |

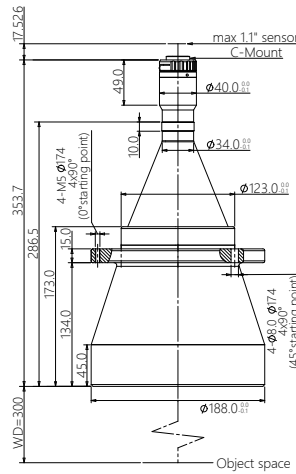
| | |
|---------------------------|-----------|
| Field of View (mmxmm) | |
| 1" IMX183 (13.13x8.76) | 85.8x57.3 |
| 1.1" IMX253 (14.19x10.38) | 92.7x67.8 |

DTCM111-136-AL



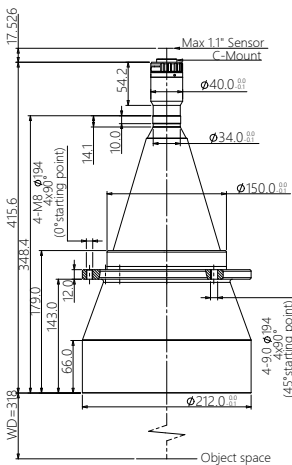
| | |
|---------------------------|------------|
| FOV(Φmm) | 136 |
| Mag.β(x) | 0.135 |
| WD(mm) | 288±5 |
| Max Sensor Size(Φmm) | 18.4(1.1") |
| F/# | 6.2 |
| MTF30(lp/mm) | >150 |
| DOF(mm) | ±24.1 @F11 |
| Distortion(% max) | <0.1 |
| Telecentricity(° max) | <0.1 |
| I/O(mm) | 690±5 |
| Length(mm) | 384.3 |
| Mount | C |
| Weight(kg) | 4.3 |
| Field of View (mmxmm) | |
| 1" IMX183 (13.13x8.76) | 97.3x64.9 |
| 1.1" IMX253 (14.19x10.38) | 105.1x76.9 |

DTCM111-150-AL



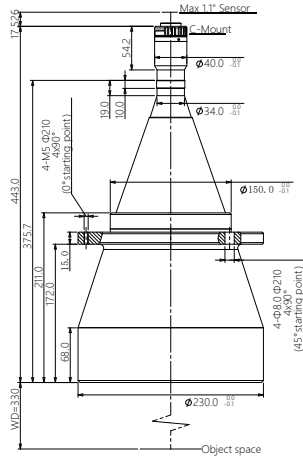
| | |
|---------------------------|------------|
| FOV(Φmm) | 150 |
| Mag.β(x) | 0.123 |
| WD(mm) | 300±5 |
| Max Sensor Size(Φmm) | 18.4(1.1") |
| F/# | 6.2 |
| MTF30(lp/mm) | >145 |
| DOF(mm) | ±29 @F11 |
| Distortion(% max) | <0.1 |
| Telecentricity(° max) | <0.1 |
| I/O(mm) | 671±5 |
| Length(mm) | 353.7 |
| Mount | C |
| Weight(kg) | 5.8 |
| Field of View (mmxmm) | |
| 1" IMX183 (13.13x8.76) | 106.7x71.2 |
| 1.1" IMX253 (14.19x10.38) | 115.4x84.4 |

DTCM111-170-AL



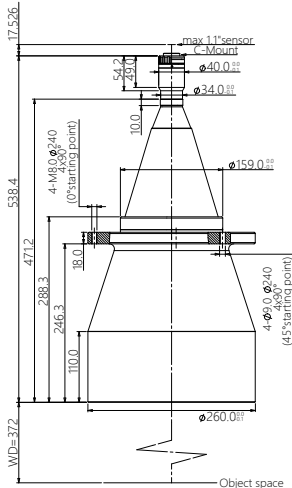
| | |
|---------------------------|------------|
| FOV(Φmm) | 170 |
| Mag.β(x) | 0.108 |
| WD(mm) | 318±5 |
| Max Sensor Size(Φmm) | 18.4(1.1") |
| F/# | 6.2 |
| MTF30(lp/mm) | >150 |
| DOF(mm) | ±37.7 @F11 |
| Distortion(% max) | <0.1 |
| Telecentricity(° max) | <0.1 |
| I/O(mm) | 751±5 |
| Length(mm) | 415.6 |
| Mount | C |
| Weight(kg) | 6.6 |
| Field of View (mmxmm) | |
| 1" IMX183 (13.13x8.76) | 121.6x81.1 |
| 1.1" IMX253 (14.19x10.38) | 131.4x96.1 |

DTCM111-190H-AL



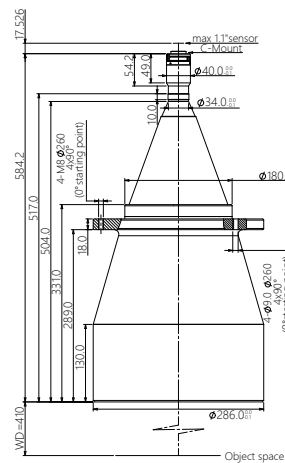
| | |
|---------------------------|-------------|
| FOV(Φmm) | 190 |
| Mag.β(x) | 0.097 |
| WD(mm) | 330±5 |
| Max Sensor Size(Φmm) | 18.4(1.1") |
| F/# | 6.2 |
| MTF30(lp/mm) | >150 |
| DOF(mm) | ±46.7 @F11 |
| Distortion(% max) | <0.1 |
| Telecentricity(° max) | <0.1 |
| I/O(mm) | 791±5 |
| Length(mm) | 443.0 |
| Mount | C |
| Weight(kg) | 9.7 |
| Field of View (mmxmm) | |
| 1" IMX183 (13.13x8.76) | 135.4x90.3 |
| 1.1" IMX253 (14.19x10.38) | 146.3x107.0 |

DTCM111-216-AL



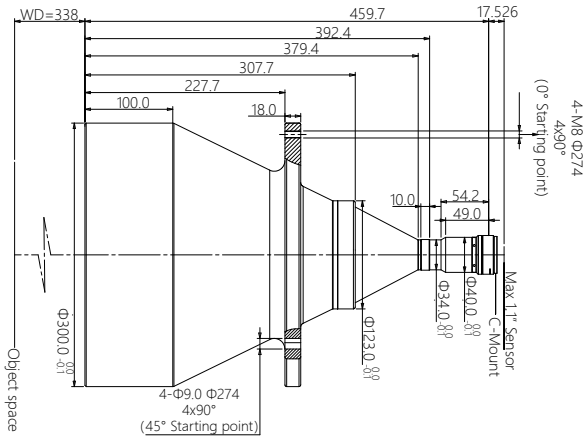
| | |
|---------------------------|-------------|
| FOV(Φmm) | 216 |
| Mag.β(x) | 0.085 |
| WD(mm) | 372±5 |
| Max Sensor Size(Φmm) | 18.4(1.1") |
| F/# | 6.2 |
| MTF30(lp/mm) | >150 |
| DOF(mm) | ±60.9 @F11 |
| Distortion(% max) | <0.1 |
| Telecentricity(° max) | <0.1 |
| I/O(mm) | 928±5 |
| Length(mm) | 538.4 |
| Mount | C |
| Weight(kg) | 13.9 |
| Field of View (mmxmm) | |
| 1" IMX183 (13.13x8.76) | 154.5x103.1 |
| 1.1" IMX253 (14.19x10.38) | 166.9x122.1 |

DTCM111-240H-AL



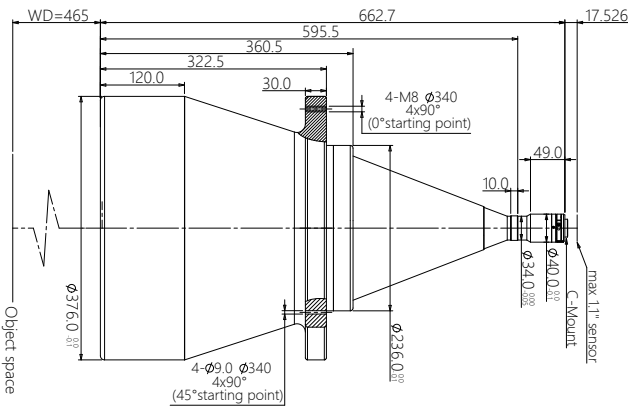
| | |
|---------------------------|-------------|
| FOV(Φmm) | 240 |
| Mag.β(x) | 0.077 |
| WD(mm) | 410±6 |
| Max Sensor Size(Φmm) | 18.4(1.1") |
| F/# | 6.2 |
| MTF30(lp/mm) | >150 |
| DOF(mm) | ±109 @F16 |
| Distortion(% max) | <0.1 |
| Telecentricity(° max) | <0.1 |
| I/O(mm) | 1012±6 |
| Length(mm) | 584.2 |
| Mount | C |
| Weight(kg) | 19.2 |
| Field of View (mmxmm) | |
| 1" IMX183 (13.13x8.76) | 170.5x113.8 |
| 1.1" IMX253 (14.19x10.38) | 184.3x134.8 |

DTCM111-258-AL



| | |
|---------------------------------|----------------|
| FOV(ϕ mm) | 258 |
| Mag. β (x) | 0.071 |
| WD(mm) | 338 \pm 5 |
| Max Sensor Size(ϕ mm) | 18.4(1.1") |
| F/# | 6.2 |
| MTF30(lp/mm) | >150 |
| DOF(mm) | \pm 86.5@F11 |
| Distortion(% max) | <0.1 |
| Telecentricity($^{\circ}$ max) | <0.1 |
| I/O(mm) | 815 \pm 5 |
| Length(mm) | 459.7 |
| Mount | C |
| Weight(kg) | 24.4 |
| Field of View (mmxmm) | |
| 1" IMX183 (13.13x8.76) | 184.9x123.4 |
| 1.1" IMX253(14.19x10.38) | 199.9x146.2 |

DTCM111-300-AL



| | |
|---------------------------------|---------------|
| FOV(ϕ mm) | 300 |
| Mag. β (x) | 0.061 |
| WD(mm) | 465 \pm 6 |
| Max Sensor Size(ϕ mm) | 18.4(1.1") |
| F/# | 6.2 |
| MTF30(lp/mm) | >145 |
| DOF(mm) | \pm 118@F11 |
| Distortion(% max) | <0.1 |
| Telecentricity($^{\circ}$ max) | <0.1 |
| I/O(mm) | 1145 \pm 6 |
| Length(mm) | 662.7 |
| Mount | C |
| Weight(kg) | 46.7 |
| Field of View (mmxmm) | |
| 1" IMX183 (13.13x8.76) | 215.2x143.6 |
| 1.1" IMX253(14.19x10.38) | 232.6x170.2 |

Dual Magnification Lens, Multi Magnification Lens



- A set of devices that provide images with the same or different magnifications and different FOV, and respectively image onto two or three cameras.
- This telecentric imaging system can balance FOV and resolution, and significantly optimize the system design.

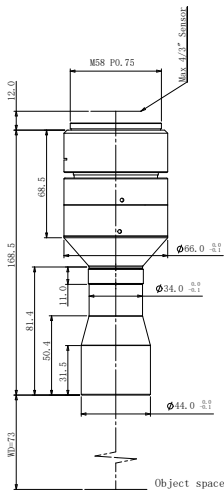
DTCM430H Series

For 4/3" Cameras



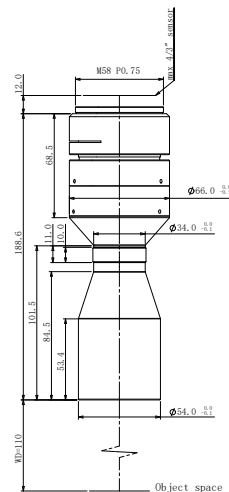
| Lens Model | FOV (°mm) | Mag. β(x) | WD (mm) | Sensor Size (Φmm) | F/# | MTF30 (lp/mm) | DOF (mm) | Distortion (% max) | Telecentricity (° max) | I/O (mm) | Length (mm) | Mount | Weight (kg) |
|----------------------|-----------|-----------|---------|-------------------|------|---------------|-----------|--------------------|------------------------|----------|-------------|---------|-------------|
| DTCM430H-26-M58-AL | 26 | 0.908 | 73±1 | 23.6(4/3") | 12.3 | >68 | ±1.0@F20 | <0.1 | <0.1 | 254±1 | 168.5 | M42/M58 | 0.8 |
| DTCM430H-36-M58-AL | 36 | 0.656 | 110±2 | 23.6(4/3") | 11.1 | >77 | ±1.9@F20 | <0.1 | <0.1 | 311±2 | 188.6 | M42/M58 | 0.9 |
| DTCM430H-42-M58-AL | 42 | 0.562 | 118±3 | 23.6(4/3") | 9.3 | >96 | ±2.5@F20 | <0.1 | <0.1 | 304±3 | 174.1 | M42/M58 | 0.9 |
| DTCM430H-48-M58-AL | 48 | 0.492 | 128±3 | 23.6(4/3") | 9.3 | >92 | ±3.3@F20 | <0.1 | <0.1 | 328±3 | 187.6 | M42/M58 | 0.9 |
| DTCM430H-56-M58-AL | 56 | 0.421 | 138±3 | 23.6(4/3") | 7.9 | >112 | ±3.6@F16 | <0.1 | <0.1 | 360±3 | 210.1 | M42/M58 | 1.2 |
| DTCM430H-64H-M58-AL | 64 | 0.369 | 158±3 | 23.6(4/3") | 6.9 | >126 | ±5.9@F20 | <0.1 | <0.1 | 393±3 | 222.6 | M42/M58 | 1.3 |
| DTCM430H-72-M58-AL | 72 | 0.328 | 178±3 | 23.6(4/3") | 6.9 | >132 | ±6.0@F16 | <0.1 | <0.1 | 433±3 | 242.6 | M42/M58 | 1.5 |
| DTCM430H-80H-M58-AL | 80 | 0.295 | 228±4 | 23.6(4/3") | 4.6 | >174 | ±9.2@F20 | <0.1 | <0.1 | 473±4 | 232.6 | M42/M58 | 2.4 |
| DTCM430H-90-M58-AL | 90 | 0.262 | 208±3 | 23.6(4/3") | 6.2 | >144 | ±9.3@F16 | <0.1 | <0.1 | 488±3 | 267.6 | M42/M58 | 2.2 |
| DTCM430H-100H-M58-AL | 100 | 0.236 | 238±4 | 23.6(4/3") | 5.6 | >164 | ±14.4@F20 | <0.1 | <0.1 | 560±4 | 310.3 | M42/M58 | 3.5 |
| DTCM430H-110-M58-AL | 110 | 0.215 | 263±4 | 23.6(4/3") | 5.0 | >164 | ±13.9@F16 | <0.1 | <0.1 | 595±4 | 320.2 | M42/M58 | 3.2 |
| DTCM430H-120H-M58-AL | 120 | 0.197 | 273±5 | 23.6(4/3") | 4.6 | >182 | ±16.5@F16 | <0.1 | <0.1 | 617±5 | 331.9 | M42/M58 | 4.7 |
| DTCM430H-136-M58-AL | 136 | 0.174 | 288±5 | 23.6(4/3") | 4.6 | >184 | ±21.3@F16 | <0.1 | <0.1 | 705±5 | 405.2 | M42/M58 | 4.7 |
| DTCM430H-150-M58-AL | 150 | 0.157 | 300±5 | 23.6(4/3") | 7.9 | >116 | ±25.9@F16 | <0.1 | <0.1 | 687±5 | 374.6 | M42/M58 | 6.2 |
| DTCM430H-170-M58-AL | 170 | 0.139 | 318±5 | 23.6(4/3") | 4.6 | >188 | ±33.2@F16 | <0.1 | <0.1 | 766±5 | 436.5 | M42/M58 | 7.0 |
| DTCM430H-190H-M58-AL | 190 | 0.124 | 330±5 | 23.6(4/3") | 4.6 | >176 | ±41.5@F16 | <0.1 | <0.1 | 806±5 | 463.8 | M42/M58 | 10.1 |
| DTCM430H-216-M58-AL | 216 | 0.109 | 372±5 | 23.6(4/3") | 4.6 | >186 | ±53.6@F16 | <0.1 | <0.1 | 943±5 | 559.3 | M42/M58 | 14.2 |
| DTCM430H-240H-M58-AL | 240 | 0.098 | 410±6 | 23.6(4/3") | 4.6 | >174 | ±82.7@F20 | <0.1 | <0.1 | 1027±6 | 605.1 | M42/M58 | 19.6 |
| DTCM430H-258-M58-AL | 258 | 0.091 | 338±5 | 23.6(4/3") | 4.6 | >166 | ±76.5@F16 | <0.1 | <0.1 | 831±5 | 480.5 | M42/M58 | 24.7 |
| DTCM430H-300-M58-AL | 300 | 0.079 | 465±6 | 23.6(4/3") | 4.6 | >176 | ±103@F16 | <0.1 | <0.1 | 1161±6 | 683.6 | M42/M58 | 47.0 |

DTCM430H-26-M58-AL



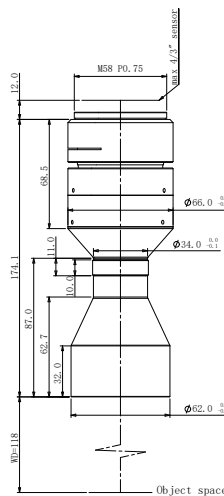
| | |
|---------------------------------|---------------|
| FOV(Φ mm) | 26 |
| Mag. β (x) | 0.908 |
| WD(mm) | 73 \pm 1 |
| Max Sensor Size(Φ mm) | 23.6(4/3") |
| F/# | 12.3 |
| MTF30(lp/mm) | >68 |
| DOF(mm) | \pm 1.0@F20 |
| Distortion(% max) | <0.1 |
| Telecentricity($^{\circ}$ max) | <0.1 |
| I/O(mm) | 254 \pm 1 |
| Length(mm) | 168.5 |
| Mount | M42/M58 |
| Weight(kg) | 0.8 |
| Field of View (mmxmm) | |
| 4/3" Keyence 21M(17.86x14.32) | 19.7x15.8 |
| 4/3" PYTHON 12K(18.43x13.82) | 20.3x15.2 |
| 4/3" CMV8000(18.48x13.73) | 20.4x15.1 |

DTCM430H-36-M58-AL



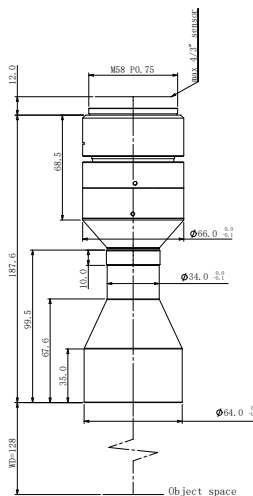
| | |
|---------------------------------|---------------|
| FOV(Φ mm) | 36 |
| Mag. β (x) | 0.656 |
| WD(mm) | 110 \pm 2 |
| Max Sensor Size(Φ mm) | 23.6(4/3") |
| F/# | 11.1 |
| MTF30(lp/mm) | >77 |
| DOF(mm) | \pm 1.9@F20 |
| Distortion(% max) | <0.1 |
| Telecentricity($^{\circ}$ max) | <0.1 |
| I/O(mm) | 311 \pm 2 |
| Length(mm) | 188.6 |
| Mount | M42/M58 |
| Weight(kg) | 0.9 |
| Field of View (mmxmm) | |
| 4/3" Keyence 21M(17.86x14.32) | 27.2x21.8 |
| 4/3" PYTHON 12K(18.43x13.82) | 28.1x21.1 |
| 4/3" CMV8000(18.48x13.73) | 28.1x20.9 |

DTCM430H-42-M58-AL



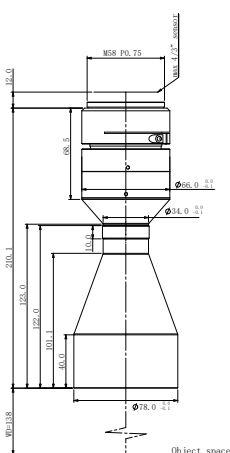
| | |
|---------------------------------|---------------|
| FOV(Φ mm) | 42 |
| Mag. β (x) | 0.562 |
| WD(mm) | 118 \pm 3 |
| Max Sensor Size(Φ mm) | 23.6(4/3") |
| F/# | 9.3 |
| MTF30(lp/mm) | >96 |
| DOF(mm) | \pm 2.5@F20 |
| Distortion(% max) | <0.1 |
| Telecentricity($^{\circ}$ max) | <0.1 |
| I/O(mm) | 304 \pm 3 |
| Length(mm) | 174.1 |
| Mount | M42/M58 |
| Weight(kg) | 0.9 |
| Field of View (mmxmm) | |
| 4/3" Keyence 21M(17.86x14.32) | 31.8x25.5 |
| 4/3" PYTHON 12K(18.43x13.82) | 32.8x24.6 |
| 4/3" CMV8000(18.48x13.73) | 32.9x24.4 |

DTCM430H-48-M58-AL



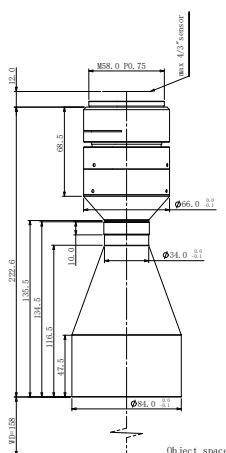
| | |
|---------------------------------|---------------|
| FOV(Φ mm) | 48 |
| Mag. β (x) | 0.492 |
| WD(mm) | 128 \pm 3 |
| Max Sensor Size(Φ mm) | 23.6(4/3") |
| F/# | 9.3 |
| MTF30(lp/mm) | >92 |
| DOF(mm) | \pm 3.3@F20 |
| Distortion(% max) | <0.1 |
| Telecentricity($^{\circ}$ max) | <0.1 |
| I/O(mm) | 328 \pm 3 |
| Length(mm) | 187.6 |
| Mount | M42/M58 |
| Weight(kg) | 0.9 |
| Field of View (mmxmm) | |
| 4/3" Keyence 21M(17.86x14.32) | 36.3x29.1 |
| 4/3" PYTHON 12K(18.43x13.82) | 37.5x28.1 |
| 4/3" CMV8000(18.48x13.73) | 37.6x27.9 |

DTCM430H-56-M58-AL



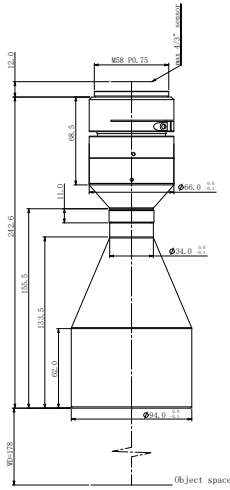
| | |
|---------------------------------|---------------|
| FOV(Φ mm) | 56 |
| Mag. β (x) | 0.421 |
| WD(mm) | 138 \pm 3 |
| Max Sensor Size(Φ mm) | 23.6(4/3") |
| F/# | 7.9 |
| MTF30(lp/mm) | >112 |
| DOF(mm) | \pm 3.6@F16 |
| Distortion(% max) | <0.1 |
| Telecentricity($^{\circ}$ max) | <0.1 |
| I/O(mm) | 360 \pm 3 |
| Length(mm) | 210.1 |
| Mount | M42/M58 |
| Weight(kg) | 1.2 |
| Field of View (mmxmm) | |
| 4/3" Keyence 21M(17.86x14.32) | 42.4x34.0 |
| 4/3" PYTHON 12K(18.43x13.82) | 43.8x32.8 |
| 4/3" CMV8000(18.48x13.73) | 43.8x32.6 |

DTCM430H-64H-M58-AL



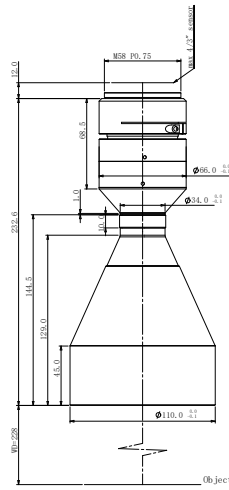
| | |
|---------------------------------|---------------|
| FOV(Φ mm) | 64 |
| Mag. β (x) | 0.369 |
| WD(mm) | 158 \pm 3 |
| Max Sensor Size(Φ mm) | 23.6(4/3") |
| F/# | 6.9 |
| MTF30(lp/mm) | >126 |
| DOF(mm) | \pm 5.9@F20 |
| Distortion(% max) | <0.1 |
| Telecentricity($^{\circ}$ max) | <0.1 |
| I/O(mm) | 393 \pm 3 |
| Length(mm) | 222.6 |
| Mount | M42/M58 |
| Weight(kg) | 1.3 |
| Field of View (mmxmm) | |
| 4/3" Keyence 21M(17.86x14.32) | 48.4x38.8 |
| 4/3" PYTHON 12K(18.43x13.82) | 49.9x37.5 |
| 4/3" CMV8000(18.48x13.73) | 50.1x37.2 |

DTCM430H-72-M58-AL



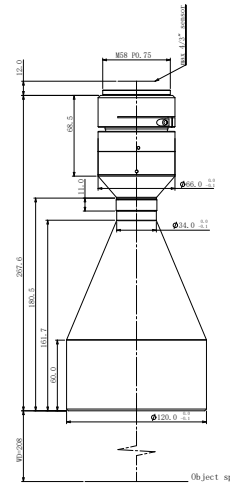
| | |
|------------------------------|------------|
| FOV(φmm) | 72 |
| Mag.β(x) | 0.328 |
| WD(mm) | 178±3 |
| Max Sensor Size(φmm) | 23.6(4/3") |
| F/# | 6.9 |
| MTF30(lp/mm) | >132 |
| DOF(mm) | ±6.0@F16 |
| Distortion(% max) | <0.1 |
| Telecentricity(° max) | <0.1 |
| I/O(mm) | 433±3 |
| Length(mm) | 242.6 |
| Mount | M42/M58 |
| Weight(kg) | 1.5 |
| Field of View (mmxmm) | |
| 4/3" Keyence21M(17.86x14.32) | 54.5x43.7 |
| 4/3" PYTHON 12K(18.43x13.82) | 56.2x42.1 |
| 4/3" CMV8000(18.48x13.73) | 56.3x41.9 |

DTCM430H-80H-M58-AL



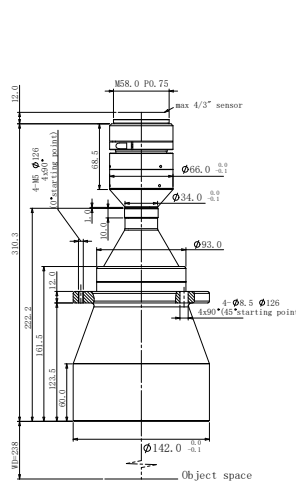
| | |
|------------------------------|------------|
| FOV(φmm) | 80 |
| Mag.β(x) | 0.295 |
| WD(mm) | 228±4 |
| Max Sensor Size(φmm) | 23.6(4/3") |
| F/# | 4.6 |
| MTF30(lp/mm) | >174 |
| DOF(mm) | ±9.2@F20 |
| Distortion(% max) | <0.1 |
| Telecentricity(° max) | <0.1 |
| I/O(mm) | 473±4 |
| Length(mm) | 232.6 |
| Mount | M42/M58 |
| Weight(kg) | 2.4 |
| Field of View (mmxmm) | |
| 4/3" Keyence21M(17.86x14.32) | 60.5x48.5 |
| 4/3" PYTHON 12K(18.43x13.82) | 62.5x46.8 |
| 4/3" CMV8000(18.48x13.73) | 62.6x46.5 |

DTCM430H-90-M58-AL



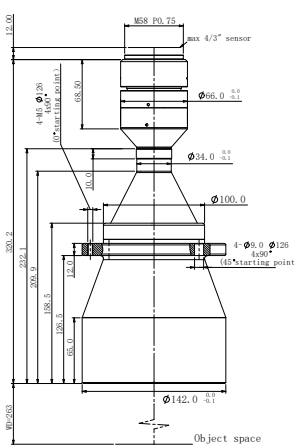
| | |
|------------------------------|------------|
| FOV(φmm) | 90 |
| Mag.β(x) | 0.262 |
| WD(mm) | 208±3 |
| Max Sensor Size(φmm) | 23.6(4/3") |
| F/# | 6.2 |
| MTF30(lp/mm) | >144 |
| DOF(mm) | ±9.3@F16 |
| Distortion(% max) | <0.1 |
| Telecentricity(° max) | <0.1 |
| I/O(mm) | 488±3 |
| Length(mm) | 267.6 |
| Mount | M42/M58 |
| Weight(kg) | 2.2 |
| Field of View (mmxmm) | |
| 4/3" Keyence21M(17.86x14.32) | 68.2x54.7 |
| 4/3" PYTHON 12K(18.43x13.82) | 70.3x52.7 |
| 4/3" CMV8000(18.48x13.73) | 70.5x52.4 |

DTCM430H-100H-M58-AL



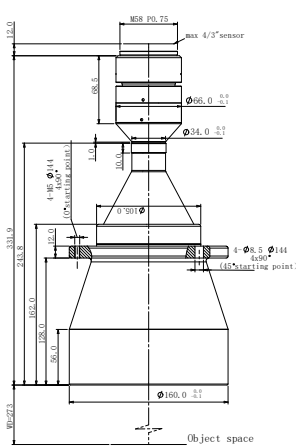
| | |
|------------------------------|------------|
| FOV(φmm) | 100 |
| Mag.β(x) | 0.236 |
| WD(mm) | 238±4 |
| Max Sensor Size(φmm) | 23.6(4/3") |
| F/# | 5.6 |
| MTF30(lp/mm) | >164 |
| DOF(mm) | ±14.4@F20 |
| Distortion(% max) | <0.1 |
| Telecentricity(° max) | <0.1 |
| I/O(mm) | 560±4 |
| Length(mm) | 310.3 |
| Mount | M42/M58 |
| Weight(kg) | 3.5 |
| Field of View (mmxmm) | |
| 4/3" Keyence21M(17.86x14.32) | 75.7x60.7 |
| 4/3" PYTHON 12K(18.43x13.82) | 78.1x58.6 |
| 4/3" CMV8000(18.48x13.73) | 78.3x58.2 |

DTCM430H-110-M58-AL



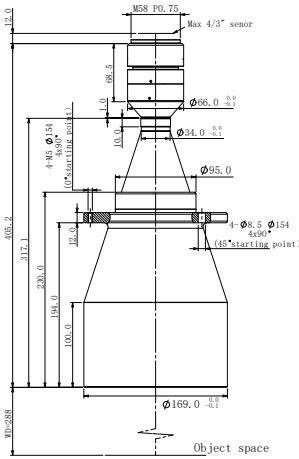
| | |
|------------------------------|------------|
| FOV(φmm) | 110 |
| Mag.β(x) | 0.215 |
| WD(mm) | 263±4 |
| Max Sensor Size(φmm) | 23.6(4/3") |
| F/# | 5.0 |
| MTF30(lp/mm) | >164 |
| DOF(mm) | ±13.9@F16 |
| Distortion(% max) | <0.1 |
| Telecentricity(° max) | <0.1 |
| I/O(mm) | 595±4 |
| Length(mm) | 320.2 |
| Mount | M42/M58 |
| Weight(kg) | 3.2 |
| Field of View (mmxmm) | |
| 4/3" Keyence21M(17.86x14.32) | 83.1x66.7 |
| 4/3" PYTHON 12K(18.43x13.82) | 85.7x64.3 |
| 4/3" CMV8000(18.48x13.73) | 85.9x63.9 |

DTCM430H-120H-M58-AL



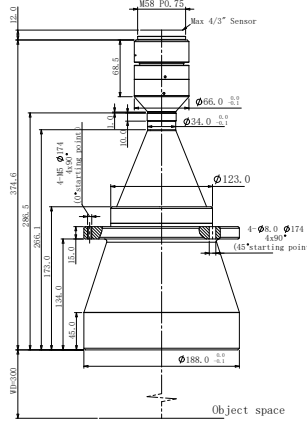
| | |
|------------------------------|------------|
| FOV(φmm) | 120 |
| Mag.β(x) | 0.197 |
| WD(mm) | 273±5 |
| Max Sensor Size(φmm) | 23.6(4/3") |
| F/# | 4.6 |
| MTF30(lp/mm) | >182 |
| DOF(mm) | ±16.5@F16 |
| Distortion(% max) | <0.1 |
| Telecentricity(° max) | <0.1 |
| I/O(mm) | 617±5 |
| Length(mm) | 331.9 |
| Mount | M42/M58 |
| Weight(kg) | 4.7 |
| Field of View (mmxmm) | |
| 4/3" Keyence21M(17.86x14.32) | 90.7x72.7 |
| 4/3" PYTHON 12K(18.43x13.82) | 93.6x70.2 |
| 4/3" CMV8000(18.48x13.73) | 93.8x69.7 |

DTCM430H-136-M58-AL



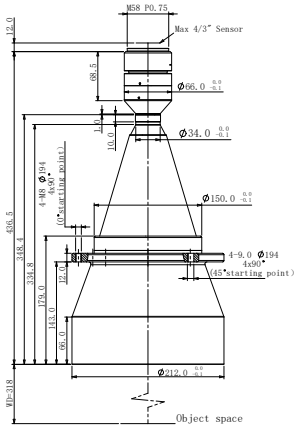
| | |
|------------------------------|------------|
| FOV(φmm) | 136 |
| Mag.β(x) | 0.174 |
| WD(mm) | 288±5 |
| Max Sensor Size(φmm) | 23.6(4/3") |
| F/# | 4.6 |
| MTF30(lp/mm) | >184 |
| DOF(mm) | ±21.3@F16 |
| Distortion(% max) | <0.1 |
| Telecentricity(° max) | <0.1 |
| I/O(mm) | 705±5 |
| Length(mm) | 405.2 |
| Mount | M42/M58 |
| Weight(kg) | 4.7 |
| Field of View (mmxmm) | |
| 4/3" Keyence21M(17.86x14.32) | 102.6x82.3 |
| 4/3" PYTHON 12K(18.43x13.82) | 105.9x79.4 |
| 4/3" CMV8000(18.48x13.73) | 106.2x78.9 |

DTCM430H-150-M58-AL



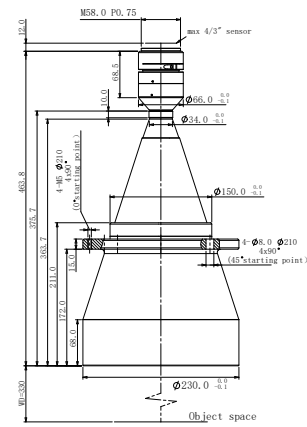
| | |
|------------------------------|------------|
| FOV(φmm) | 150 |
| Mag.β(x) | 0.157 |
| WD(mm) | 300±5 |
| Max Sensor Size(φmm) | 23.6(4/3") |
| F/# | 7.9 |
| MTF30(lp/mm) | >116 |
| DOF(mm) | ±25.9@F16 |
| Distortion(% max) | <0.1 |
| Telecentricity(° max) | <0.1 |
| I/O(mm) | 687±5 |
| Length(mm) | 374.6 |
| Mount | M42/M58 |
| Weight(kg) | 6.2 |
| Field of View (mmxmm) | |
| 4/3" Keyence21M(17.86x14.32) | 113.8x91.2 |
| 4/3" PYTHON 12K(18.43x13.82) | 117.4x88.0 |
| 4/3" CMV8000(18.48x13.73) | 117.7x87.5 |

DTCM430H-170-M58-AL



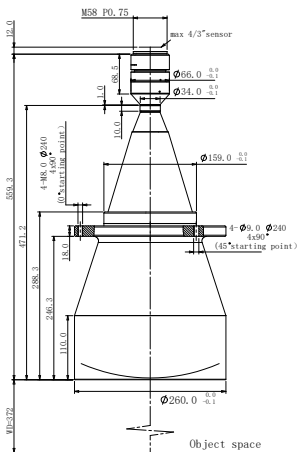
| | |
|------------------------------|-------------|
| FOV(φmm) | 170 |
| Mag.β(x) | 0.139 |
| WD(mm) | 318±5 |
| Max Sensor Size(φmm) | 23.6(4/3") |
| F/# | 4.6 |
| MTF30(lp/mm) | >188 |
| DOF(mm) | ±33.2@F16 |
| Distortion(% max) | <0.1 |
| Telecentricity(° max) | <0.1 |
| I/O(mm) | 766±5 |
| Length(mm) | 436.5 |
| Mount | M42/M58 |
| Weight(kg) | 7.0 |
| Field of View (mmxmm) | |
| 4/3" Keyence21M(17.86x14.32) | 128.5x103.0 |
| 4/3" PYTHON 12K(18.43x13.82) | 132.6x99.4 |
| 4/3" CMV8000(18.48x13.73) | 132.9x98.8 |

DTCM430H-190H-M58-AL



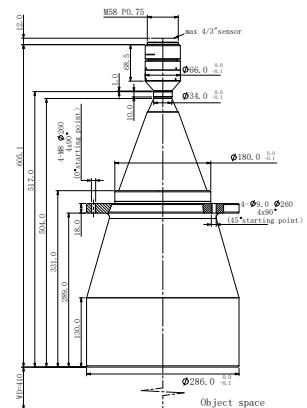
| | |
|------------------------------|-------------|
| FOV(φmm) | 190 |
| Mag.β(x) | 0.124 |
| WD(mm) | 330±5 |
| Max Sensor Size(φmm) | 23.6(4/3") |
| F/# | 4.6 |
| MTF30(lp/mm) | >176 |
| DOF(mm) | ±41.5@F16 |
| Distortion(% max) | <0.1 |
| Telecentricity(° max) | <0.1 |
| I/O(mm) | 806±5 |
| Length(mm) | 463.8 |
| Mount | M42/M58 |
| Weight(kg) | 10.1 |
| Field of View (mmxmm) | |
| 4/3" Keyence21M(17.86x14.32) | 144.0x115.5 |
| 4/3" PYTHON 12K(18.43x13.82) | 131.6x111.5 |
| 4/3" CMV8000(18.48x13.73) | 149.0x110.7 |

DTCM430H-216-M58-AL



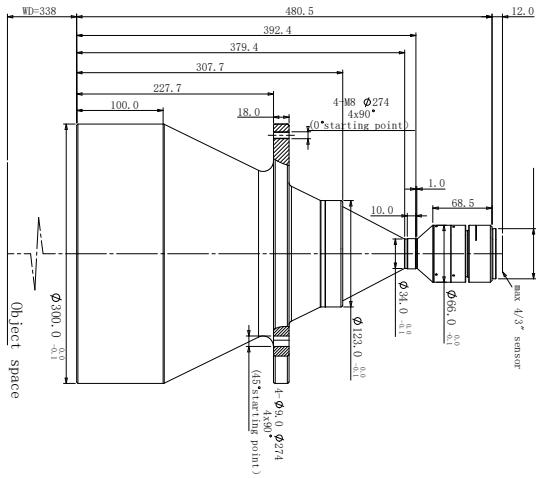
| | |
|------------------------------|-------------|
| FOV(φmm) | 216 |
| Mag.β(x) | 0.109 |
| WD(mm) | 372±5 |
| Max Sensor Size(φmm) | 23.6(4/3") |
| F/# | 4.6 |
| MTF30(lp/mm) | >186 |
| DOF(mm) | ±53.6@F16 |
| Distortion(% max) | <0.1 |
| Telecentricity(° max) | <0.1 |
| I/O(mm) | 943±5 |
| Length(mm) | 559.3 |
| Mount | M42/M58 |
| Weight(kg) | 14.2 |
| Field of View (mmxmm) | |
| 4/3" Keyence21M(17.86x14.32) | 163.9x131.4 |
| 4/3" PYTHON 12K(18.43x13.82) | 169.1x126.8 |
| 4/3" CMV8000(18.48x13.73) | 169.5x125.9 |

DTCM430H-240H-M58-AL



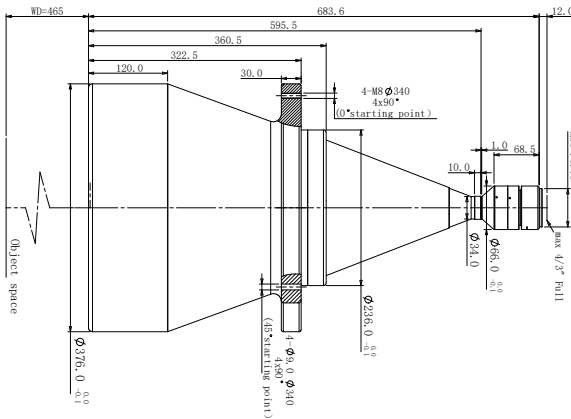
| | |
|------------------------------|-------------|
| FOV(φmm) | 240 |
| Mag.β(x) | 0.098 |
| WD(mm) | 410±6 |
| Max Sensor Size(φmm) | 23.6(4/3") |
| F/# | 4.6 |
| MTF30(lp/mm) | >174 |
| DOF(mm) | ±82.7@F20 |
| Distortion(% max) | <0.1 |
| Telecentricity(° max) | <0.1 |
| I/O(mm) | 1027±6 |
| Length(mm) | 605.1 |
| Mount | M42/M58 |
| Weight(kg) | 19.6 |
| Field of View (mmxmm) | |
| 4/3" Keyence21M(17.86x14.32) | 182.2x146.1 |
| 4/3" PYTHON 12K(18.43x13.82) | 188.1x141.0 |
| 4/3" CMV8000(18.48x13.73) | 188.6x140.1 |

DTCM430H-258-M58-AL



| | |
|---------------------------------|----------------|
| FOV(ϕ mm) | 258 |
| Mag, β (x) | 0.091 |
| WD(mm) | 338 \pm 5 |
| Max Sensor Size(ϕ mm) | 23.6(4/3") |
| F/# | 4.6 |
| MTF30(lp/mm) | >166 |
| DOF(mm) | \pm 76.5@F16 |
| Distortion(% max) | <0.1 |
| Telecentricity($^{\circ}$ max) | <0.1 |
| I/O(mm) | 831 \pm 5 |
| Length(mm) | 480.5 |
| Mount | M42/M58 |
| Weight(kg) | 24.7 |
| Field of View (mmxmm) | |
| 4/3" Keyence 21M(17.86x14.32) | 196.3x157.4 |
| 4/3" PYTHON 12K(18.43x13.82) | 202.5x151.9 |
| 4/3" CMV8000(18.48x13.73) | 203.1x150.9 |

DTCM430H-300-M58-AL



| | |
|---------------------------------|---------------|
| FOV(ϕ mm) | 300 |
| Mag, β (x) | 0.079 |
| WD(mm) | 465 \pm 6 |
| Max Sensor Size(ϕ mm) | 23.6(4/3") |
| F/# | 4.6 |
| MTF30(lp/mm) | >176 |
| DOF(mm) | \pm 103@F16 |
| Distortion(% max) | <0.1 |
| Telecentricity($^{\circ}$ max) | <0.1 |
| I/O(mm) | 1161 \pm 6 |
| Length(mm) | 683.6 |
| Mount | M42/M58 |
| Weight(kg) | 47.0 |
| Field of View (mmxmm) | |
| 4/3" Keyence 21M(17.86x14.32) | 226.1x181.3 |
| 4/3" PYTHON 12K(18.43x13.82) | 233.3x174.9 |
| 4/3" CMV8000(18.48x13.73) | 233.9x173.8 |

DTCM175 Series

For 1.75" Cameras



| Lens Model | FOV (°mm) | Mag. β(x) | WD (mm) | Sensor Size (Φmm) | F/# | MTF30 (lp/mm) | DOF (mm) | Distortion (% max) | Telecentricity (° max) | I/O (mm) | Length (mm) | Mount | Weight (kg) |
|---------------------|-----------|-----------|---------|-------------------|------|---------------|-----------|--------------------|------------------------|----------|-------------|---------|-------------|
| DTCM175-26-M58-AL | 26 | 1.115 | 73±1 | 29(1.75") | 15.0 | >50 | ±0.6@F20 | <0.1 | <0.1 | 274±1 | 189.2 | M42/M58 | 0.8 |
| DTCM175-36-M58-AL | 36 | 0.806 | 110±2 | 29(1.75") | 13.5 | >60 | ±1.2@F20 | <0.1 | <0.1 | 331±2 | 209.3 | M42/M58 | 1.0 |
| DTCM175-42-M58-AL | 42 | 0.690 | 118±3 | 29(1.75") | 11.4 | >70 | ±1.6@F20 | <0.1 | <0.1 | 325±3 | 194.8 | M42/M58 | 0.9 |
| DTCM175-48-M58-AL | 48 | 0.604 | 128±3 | 29(1.75") | 11.3 | >70 | ±2.2@F20 | <0.1 | <0.1 | 348±3 | 208.3 | M42/M58 | 1.0 |
| DTCM175-56-M58-AL | 56 | 0.518 | 138±3 | 29(1.75") | 9.7 | >85 | ±3.0@F20 | <0.1 | <0.1 | 381±3 | 230.8 | M42/M58 | 1.2 |
| DTCM175-64H-M58-AL | 64 | 0.453 | 158±3 | 29(1.75") | 8.5 | >100 | ±3.1@F16 | <0.1 | <0.1 | 413±3 | 243.3 | M42/M58 | 1.3 |
| DTCM175-72-M58-AL | 72 | 0.403 | 178±3 | 29(1.75") | 8.5 | >105 | ±3.9@F16 | <0.1 | <0.1 | 453±3 | 263.3 | M42/M58 | 1.6 |
| DTCM175-80H-M58-AL | 80 | 0.363 | 228±4 | 29(1.75") | 6.8 | >130 | ±4.9@F16 | <0.1 | <0.1 | 493±4 | 253.3 | M42/M58 | 2.4 |
| DTCM175-90-M58-AL | 90 | 0.322 | 208±3 | 29(1.75") | 8.5 | >100 | ±6.1@F16 | <0.1 | <0.1 | 508±3 | 288.3 | M42/M58 | 2.2 |
| DTCM175-100H-M58-AL | 100 | 0.290 | 238±4 | 29(1.75") | 6.8 | >132 | ±7.6@F16 | <0.1 | <0.1 | 581±4 | 331.0 | M42/M58 | 3.6 |
| DTCM175-110-M58-AL | 110 | 0.264 | 263±4 | 29(1.75") | 6.8 | >120 | ±9.2@F16 | <0.1 | <0.1 | 616±4 | 340.9 | M42/M58 | 3.2 |
| DTCM175-120H-M58-AL | 120 | 0.242 | 273±5 | 29(1.75") | 6.8 | >130 | ±11.0@F16 | <0.1 | <0.1 | 638±5 | 352.6 | M42/M58 | 4.7 |
| DTCM175-136-M58-AL | 136 | 0.213 | 288±5 | 29(1.75") | 6.8 | >125 | ±14.1@F16 | <0.1 | <0.1 | 726±5 | 425.8 | M42/M58 | 4.7 |
| DTCM175-150-M58-AL | 150 | 0.193 | 300±5 | 29(1.75") | 9.7 | >90 | ±21.5@F20 | <0.1 | <0.1 | 707±5 | 395.2 | M42/M58 | 6.2 |
| DTCM175-170-M58-AL | 170 | 0.171 | 318±5 | 29(1.75") | 6.8 | >125 | ±21.9@F16 | <0.1 | <0.1 | 787±5 | 457.2 | M42/M58 | 7.0 |
| DTCM175-190H-M58-AL | 190 | 0.153 | 330±5 | 29(1.75") | 6.8 | >135 | ±27.3@F16 | <0.1 | <0.1 | 827±5 | 484.5 | M42/M58 | 10.1 |
| DTCM175-216-M58-AL | 216 | 0.134 | 372±5 | 29(1.75") | 6.8 | >125 | ±35.6@F16 | <0.1 | <0.1 | 964±5 | 579.9 | M42/M58 | 14.3 |
| DTCM175-240H-M58-AL | 240 | 0.121 | 410±6 | 29(1.75") | 6.8 | >125 | ±43.7@F16 | <0.1 | <0.1 | 1048±6 | 625.8 | M42/M58 | 19.6 |
| DTCM175-258-M58-AL | 258 | 0.112 | 338±5 | 29(1.75") | 6.8 | >130 | ±50.7@F16 | <0.1 | <0.1 | 851±5 | 501.2 | M42/M58 | 24.7 |
| DTCM175-300-M58-AL | 300 | 0.097 | 465±6 | 29(1.75") | 8.5 | >105 | ±68@F16 | <0.1 | <0.1 | 1181±6 | 704.3 | M42/M58 | 47.1 |

DTCM430H Series

DTCM175 Series

DTCM210 Series

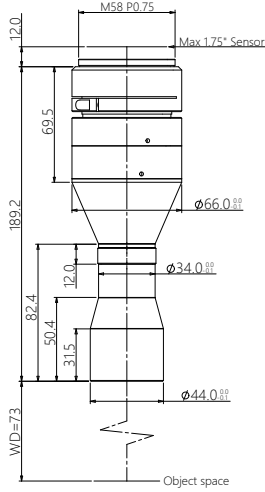
DTCM71M Series

DTCM35FH Series

DTCM16K Series

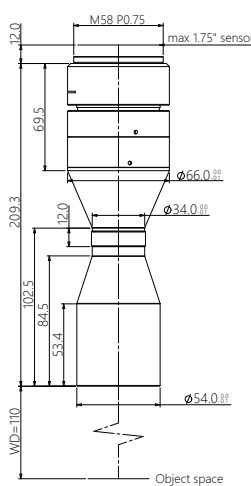
DTCM150M Series

DTCM175-26-M58-AL



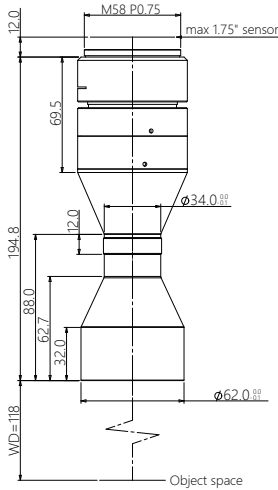
| | |
|------------------------------|-----------|
| FOV(Φmm) | 26 |
| Mag,β(x) | 1.115 |
| WD(mm) | 73±1 |
| Max Sensor Size(Φmm) | 29(1.75") |
| F/# | 15.0 |
| MTF30(lp/mm) | >50 |
| DOF(mm) | ±0.6@F20 |
| Distortion(% max) | <0.1 |
| Telecentricity(° max) | <0.1 |
| I/O(mm) | 274±1 |
| Length(mm) | 189.2 |
| Mount | M42/M58 |
| Weight(kg) | 0.8 |
| Field of View (mmxmm) | |
| 1.75° CMV12000(22.53x16.90) | 20.2x15.2 |
| 1.75° PYTHON16k(18.43x18.43) | 16.5x16.5 |
| 1.75° LineScan-4k(28.8mm) | 25.8 |

DTCM175-36-M58-AL



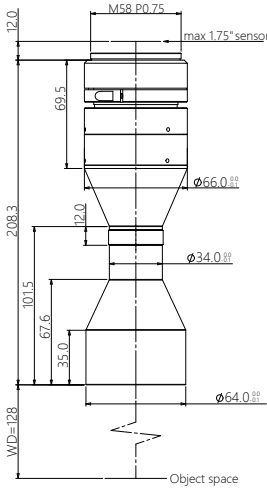
| | |
|------------------------------|-----------|
| FOV(Φmm) | 36 |
| Mag,β(x) | 0.806 |
| WD(mm) | 110±2 |
| Max Sensor Size(Φmm) | 29(1.75") |
| F/# | 13.5 |
| MTF30(lp/mm) | >60 |
| DOF(mm) | ±1.2@F20 |
| Distortion(% max) | <0.1 |
| Telecentricity(° max) | <0.1 |
| I/O(mm) | 331±2 |
| Length(mm) | 209.3 |
| Mount | M42/M58 |
| Weight(kg) | 1.0 |
| Field of View (mmxmm) | |
| 1.75° CMV12000(22.53x16.90) | 28.0x21.0 |
| 1.75° PYTHON16k(18.43x18.43) | 22.9x22.9 |
| 1.75° LineScan-4k(28.8mm) | 35.7 |

DTCM175-42-M58-AL



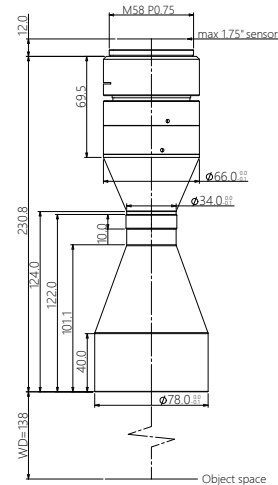
| | |
|------------------------------|-----------|
| FOV(Φmm) | 42 |
| Mag,β(x) | 0.690 |
| WD(mm) | 118±3 |
| Max Sensor Size(Φmm) | 29(1.75") |
| F/# | 11.4 |
| MTF30(lp/mm) | >70 |
| DOF(mm) | ±1.6@F20 |
| Distortion(% max) | <0.1 |
| Telecentricity(° max) | <0.1 |
| I/O(mm) | 325±3 |
| Length(mm) | 194.8 |
| Mount | M42/M58 |
| Weight(kg) | 0.9 |
| Field of View (mmxmm) | |
| 1.75° CMV12000(22.53x16.90) | 32.7x24.5 |
| 1.75° PYTHON16k(18.43x18.43) | 26.7x26.7 |
| 1.75° LineScan-4k(28.8mm) | 41.7 |

DTCM175-48-M58-AL



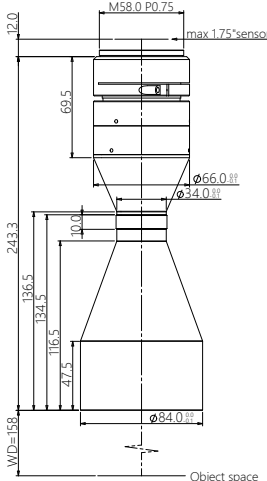
| | |
|------------------------------|-----------|
| FOV(Φmm) | 48 |
| Mag,β(x) | 0.604 |
| WD(mm) | 128±3 |
| Max Sensor Size(Φmm) | 29(1.75") |
| F/# | 11.3 |
| MTF30(lp/mm) | >70 |
| DOF(mm) | ±2.2@F20 |
| Distortion(% max) | <0.1 |
| Telecentricity(° max) | <0.1 |
| I/O(mm) | 348±3 |
| Length(mm) | 208.3 |
| Mount | M42/M58 |
| Weight(kg) | 1.0 |
| Field of View (mmxmm) | |
| 1.75° CMV12000(22.53x16.90) | 37.3x28.0 |
| 1.75° PYTHON16k(18.43x18.43) | 30.5x30.5 |
| 1.75° LineScan-4k(28.8mm) | 47.7 |

DTCM175-56-M58-AL



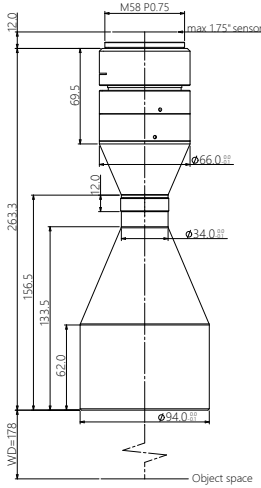
| | |
|------------------------------|-----------|
| FOV(Φmm) | 56 |
| Mag,β(x) | 0.518 |
| WD(mm) | 138±3 |
| Max Sensor Size(Φmm) | 29(1.75") |
| F/# | 9.7 |
| MTF30(lp/mm) | >85 |
| DOF(mm) | ±3.0@F20 |
| Distortion(% max) | <0.1 |
| Telecentricity(° max) | <0.1 |
| I/O(mm) | 381±3 |
| Length(mm) | 230.8 |
| Mount | M42/M58 |
| Weight(kg) | 1.2 |
| Field of View (mmxmm) | |
| 1.75° CMV12000(22.53x16.90) | 43.5x32.6 |
| 1.75° PYTHON16k(18.43x18.43) | 35.6x35.6 |
| 1.75° LineScan-4k(28.8mm) | 55.6 |

DTCM175-64H-M58-AL



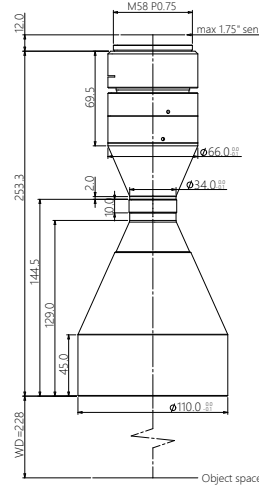
| | |
|------------------------------|-----------|
| FOV(Φmm) | 64 |
| Mag,β(x) | 0.453 |
| WD(mm) | 158±3 |
| Max Sensor Size(Φmm) | 29(1.75") |
| F/# | 8.5 |
| MTF30(lp/mm) | >100 |
| DOF(mm) | ±3.1@F16 |
| Distortion(% max) | <0.1 |
| Telecentricity(° max) | <0.1 |
| I/O(mm) | 413±3 |
| Length(mm) | 243.3 |
| Mount | M42/M58 |
| Weight(kg) | 1.3 |
| Field of View (mmxmm) | |
| 1.75° CMV12000(22.53x16.90) | 49.7x37.3 |
| 1.75° PYTHON16k(18.43x18.43) | 40.7x40.7 |
| 1.75° LineScan-4k(28.8mm) | 63.6 |

DTCM175-72-M58-AL



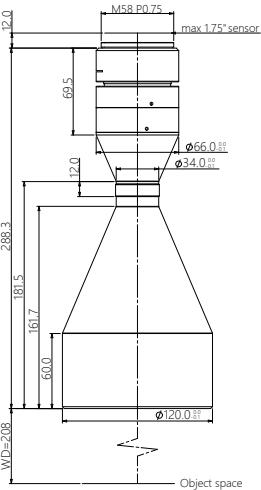
| | |
|------------------------------|-----------|
| FOV(Φmm) | 72 |
| Mag.β(x) | 0.403 |
| WD(mm) | 178±3 |
| Max Sensor Size(Φmm) | 29(1.75") |
| F/# | 8.5 |
| MTF30(lp/mm) | >105 |
| DOF(mm) | ±3.9@F16 |
| Distortion(% max) | <0.1 |
| Telecentricity(° max) | <0.1 |
| I/O(mm) | 453±3 |
| Length(mm) | 263.3 |
| Mount | M42/M58 |
| Weight(kg) | 1.6 |
| Field of View (mmxmm) | |
| 1.75" CMV12000(22.53x16.90) | 55.9x41.9 |
| 1.75" PYTHON16k(18.43x18.43) | 45.7x45.7 |
| 1.75" LineScan-4k(28.8mm) | 71.5 |

DTCM175-80H-M58-AL



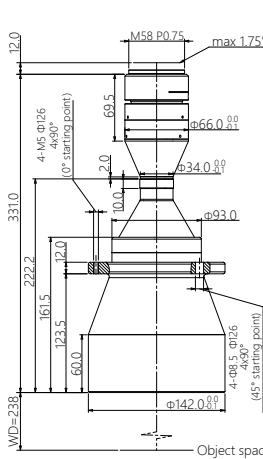
| | |
|------------------------------|-----------|
| FOV(Φmm) | 80 |
| Mag.β(x) | 0.363 |
| WD(mm) | 228±4 |
| Max Sensor Size(Φmm) | 29(1.75") |
| F/# | 6.8 |
| MTF30(lp/mm) | >130 |
| DOF(mm) | ±4.9@F16 |
| Distortion(% max) | <0.1 |
| Telecentricity(° max) | <0.1 |
| I/O(mm) | 493±4 |
| Length(mm) | 253.3 |
| Mount | M42/M58 |
| Weight(kg) | 2.4 |
| Field of View (mmxmm) | |
| 1.75" CMV12000(22.53x16.90) | 62.1x46.6 |
| 1.75" PYTHON16k(18.43x18.43) | 50.8x50.8 |
| 1.75" LineScan-4k(28.8mm) | 79.3 |

DTCM175-90-M58-AL



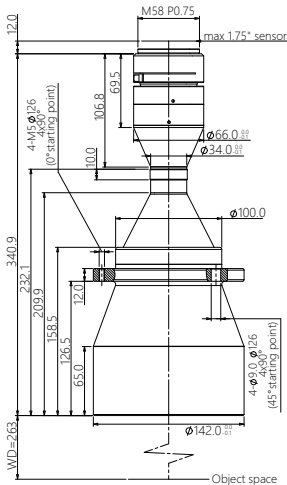
| | |
|------------------------------|-----------|
| FOV(Φmm) | 90 |
| Mag.β(x) | 0.322 |
| WD(mm) | 208±3 |
| Max Sensor Size(Φmm) | 29(1.75") |
| F/# | 8.5 |
| MTF30(lp/mm) | >100 |
| DOF(mm) | ±6.1@F16 |
| Distortion(% max) | <0.1 |
| Telecentricity(° max) | <0.1 |
| I/O(mm) | 508±3 |
| Length(mm) | 288.3 |
| Mount | M42/M58 |
| Weight(kg) | 2.2 |
| Field of View (mmxmm) | |
| 1.75" CMV12000(22.53x16.90) | 70.0x52.5 |
| 1.75" PYTHON16k(18.43x18.43) | 57.2x57.2 |
| 1.75" LineScan-4k(28.8mm) | 89.4 |

DTCM175-100H-M58-AL



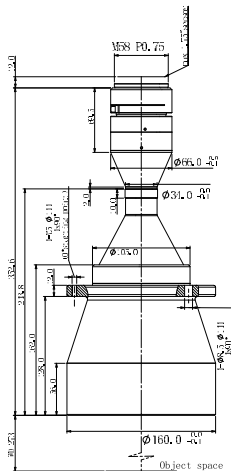
| | |
|------------------------------|-----------|
| FOV(Φmm) | 100 |
| Mag.β(x) | 0.290 |
| WD(mm) | 238±4 |
| Max Sensor Size(Φmm) | 29(1.75") |
| F/# | 6.8 |
| MTF30(lp/mm) | >132 |
| DOF(mm) | ±7.6@F16 |
| Distortion(% max) | <0.1 |
| Telecentricity(° max) | <0.1 |
| I/O(mm) | 581±4 |
| Length(mm) | 331.0 |
| Mount | M42/M58 |
| Weight(kg) | 3.6 |
| Field of View (mmxmm) | |
| 1.75" CMV12000(22.53x16.90) | 77.7x58.3 |
| 1.75" PYTHON16k(18.43x18.43) | 63.6x63.6 |
| 1.75" LineScan-4k(28.8mm) | 99.3 |

DTCM175-110-M58-AL



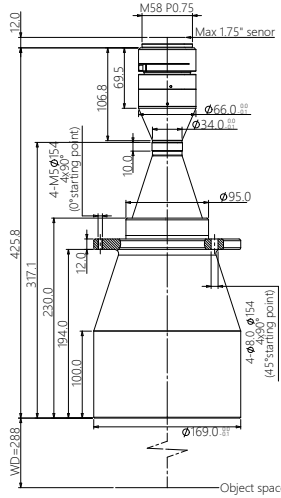
| | |
|------------------------------|-----------|
| FOV(Φmm) | 110 |
| Mag.β(x) | 0.264 |
| WD(mm) | 263±4 |
| Max Sensor Size(Φmm) | 29(1.75") |
| F/# | 6.8 |
| MTF30(lp/mm) | >120 |
| DOF(mm) | ±9.2@F16 |
| Distortion(% max) | <0.1 |
| Telecentricity(° max) | <0.1 |
| I/O(mm) | 616±4 |
| Length(mm) | 340.9 |
| Mount | M42/M58 |
| Weight(kg) | 3.2 |
| Field of View (mmxmm) | |
| 1.75" CMV12000(22.53x16.90) | 85.3x64.0 |
| 1.75" PYTHON16k(18.43x18.43) | 69.8x69.8 |
| 1.75" LineScan-4k(28.8mm) | 109.1 |

DTCM175-120H-M58-AL



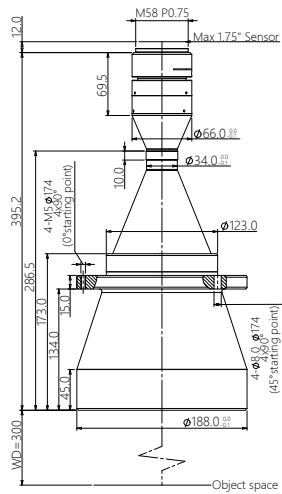
| | |
|------------------------------|-----------|
| FOV(Φmm) | 120 |
| Mag.β(x) | 0.242 |
| WD(mm) | 273±5 |
| Max Sensor Size(Φmm) | 29(1.75") |
| F/# | 6.8 |
| MTF30(lp/mm) | >130 |
| DOF(mm) | ±11.0@F20 |
| Distortion(% max) | <0.1 |
| Telecentricity(° max) | <0.1 |
| I/O(mm) | 638±5 |
| Length(mm) | 352.6 |
| Mount | M42/M58 |
| Weight(kg) | 4.7 |
| Field of View (mmxmm) | |
| 1.75" CMV12000(22.53x16.90) | 93.1x69.8 |
| 1.75" PYTHON16k(18.43x18.43) | 76.2x76.2 |
| 1.75" LineScan-4k(28.8mm) | 119.0 |

DTCM175-136-M58-AL



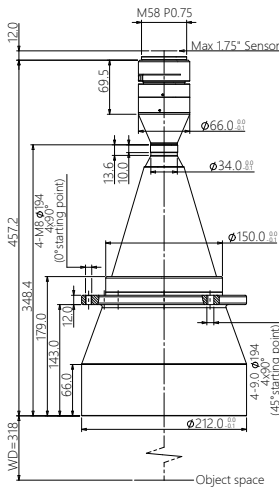
| | |
|------------------------------|------------|
| FOV(Φmm) | 136 |
| Mag.β(x) | 0.213 |
| WD(mm) | 288±5 |
| Max Sensor Size(Φmm) | 29(1.75°) |
| F/# | 6.8 |
| MTF30(lp/mm) | >125 |
| DOF(mm) | ±14.1@F16 |
| Distortion(% max) | <0.1 |
| Telecentricity(° max) | <0.1 |
| I/O(mm) | 726±5 |
| Length(mm) | 425.8 |
| Mount | M42/M58 |
| Weight(kg) | 4.7 |
| Field of View (mmxmm) | |
| 1.75° CMV12000(22.53x16.90) | 105.8x79.3 |
| 1.75° PYTHON16k(18.43x18.43) | 86.5x86.5 |
| 1.75° LineScan-4k(28.8mm) | 135.2 |

DTCM175-150-M58-AL



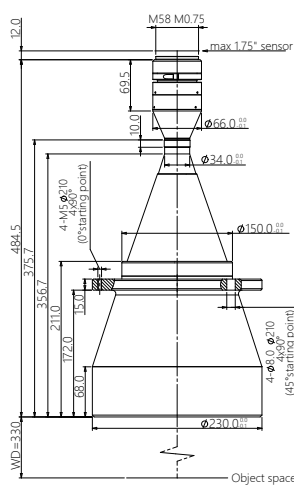
| | |
|------------------------------|------------|
| FOV(Φmm) | 150 |
| Mag.β(x) | 0.193 |
| WD(mm) | 300±5 |
| Max Sensor Size(Φmm) | 29(1.75°) |
| F/# | 9.7 |
| MTF30(lp/mm) | >90 |
| DOF(mm) | ±21.5@F20 |
| Distortion(% max) | <0.1 |
| Telecentricity(° max) | <0.1 |
| I/O(mm) | 707±5 |
| Length(mm) | 395.2 |
| Mount | M42/M58 |
| Weight(kg) | 6.2 |
| Field of View (mmxmm) | |
| 1.75° CMV12000(22.53x16.90) | 116.7x87.6 |
| 1.75° PYTHON16k(18.43x18.43) | 95.5x95.5 |
| 1.75° LineScan-4k(28.8mm) | 149.2 |

DTCM175-170-M58-AL



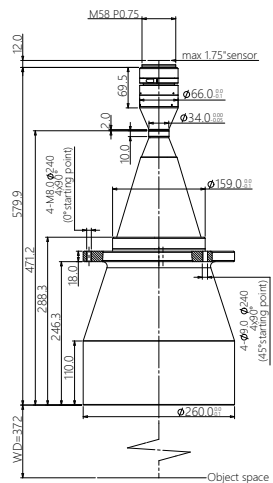
| | |
|------------------------------|-------------|
| FOV(Φmm) | 170 |
| Mag.β(x) | 0.171 |
| WD(mm) | 318±5 |
| Max Sensor Size(Φmm) | 29(1.75°) |
| F/# | 6.8 |
| MTF30(lp/mm) | >125 |
| DOF(mm) | ±21.9@F16 |
| Distortion(% max) | <0.1 |
| Telecentricity(° max) | <0.1 |
| I/O(mm) | 787±5 |
| Length(mm) | 457.2 |
| Mount | M42/M58 |
| Weight(kg) | 7.0 |
| Field of View (mmxmm) | |
| 1.75° CMV12000(22.53x16.90) | 131.8x98.8 |
| 1.75° PYTHON16k(18.43x18.43) | 107.8x107.8 |
| 1.75° LineScan-4k(28.8mm) | 168.4 |

DTCM175-190H-M58-AL



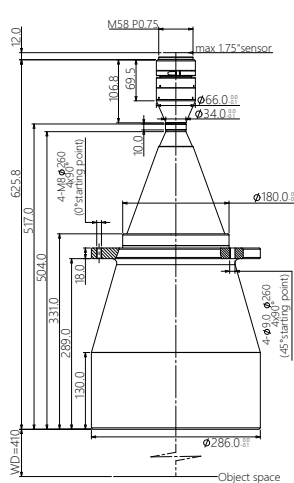
| | |
|------------------------------|-------------|
| FOV(Φmm) | 190 |
| Mag.β(x) | 0.153 |
| WD(mm) | 330±5 |
| Max Sensor Size(Φmm) | 29(1.75°) |
| F/# | 6.8 |
| MTF30(lp/mm) | >135 |
| DOF(mm) | ±27.3@F16 |
| Distortion(% max) | <0.1 |
| Telecentricity(° max) | <0.1 |
| I/O(mm) | 827±5 |
| Length(mm) | 484.5 |
| Mount | M42/M58 |
| Weight(kg) | 10.1 |
| Field of View (mmxmm) | |
| 1.75° CMV12000(22.53x16.90) | 147.3x110.5 |
| 1.75° PYTHON16k(18.43x18.43) | 120.5x120.5 |
| 1.75° LineScan-4k(28.8mm) | 188.2 |

DTCM175-216-M58-AL



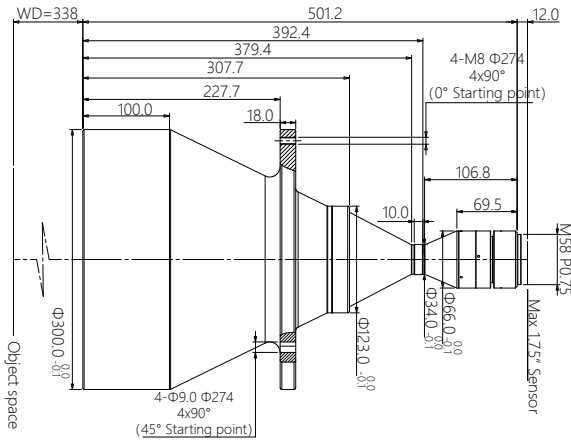
| | |
|------------------------------|-------------|
| FOV(Φmm) | 216 |
| Mag.β(x) | 0.134 |
| WD(mm) | 372±5 |
| Max Sensor Size(Φmm) | 29(1.75°) |
| F/# | 6.8 |
| MTF30(lp/mm) | >125 |
| DOF(mm) | ±35.6@F16 |
| Distortion(% max) | <0.1 |
| Telecentricity(° max) | <0.1 |
| I/O(mm) | 964±5 |
| Length(mm) | 579.9 |
| Mount | M42/M58 |
| Weight(kg) | 14.3 |
| Field of View (mmxmm) | |
| 1.75° CMV12000(22.53x16.90) | 168.1x126.1 |
| 1.75° PYTHON16k(18.43x18.43) | 137.5x137.5 |
| 1.75° LineScan-4k(28.8mm) | 214.9 |

DTCM175-240H-M58-AL



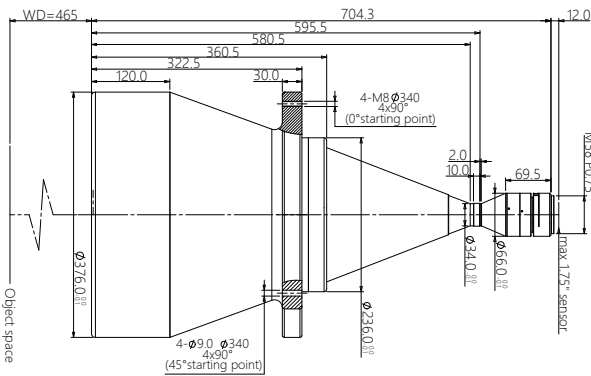
| | |
|------------------------------|-------------|
| FOV(Φmm) | 240 |
| Mag.β(x) | 0.121 |
| WD(mm) | 410±6 |
| Max Sensor Size(Φmm) | 29(1.75°) |
| F/# | 6.8 |
| MTF30(lp/mm) | >125 |
| DOF(mm) | ±43.7@F16 |
| Distortion(% max) | <0.1 |
| Telecentricity(° max) | <0.1 |
| I/O(mm) | 1048±6 |
| Length(mm) | 625.8 |
| Mount | M42/M58 |
| Weight(kg) | 19.6 |
| Field of View (mmxmm) | |
| 1.75° CMV12000(22.53x16.90) | 186.2x139.7 |
| 1.75° PYTHON16k(18.43x18.43) | 152.3x152.3 |
| 1.75° LineScan-4k(28.8mm) | 238.0 |

DTCM175-258-M58-AL



| | |
|---------------------------------|----------------|
| FOV(Φ mm) | 258 |
| Mag. β (x) | 0.112 |
| WD(mm) | 338 \pm 5 |
| Max Sensor Size(Φ mm) | 29(1.75") |
| F/# | 6.8 |
| MTF30(lp/mm) | >130 |
| DOF(mm) | \pm 50.7@F16 |
| Distortion(% max) | <0.1 |
| Telecentricity($^{\circ}$ max) | <0.1 |
| I/O(mm) | 851 \pm 5 |
| Length(mm) | 501.2 |
| Mount | M42/M58 |
| Weight(kg) | 24.7 |
| Field of View (mmxmm) | |
| 1.75° CMV12000(22.53x16.90) | 201.2x150.9 |
| 1.75° PYTHON16k(18.43x18.43) | 64.6x164.6 |
| 1.75° LineScan-4k(28.8mm) | 257.1 |

DTCM175-300-M58-AL



| | |
|---------------------------------|--------------|
| FOV(Φ mm) | 300 |
| Mag. β (x) | 0.097 |
| WD(mm) | 465 \pm 6 |
| Max Sensor Size(Φ mm) | 29(1.75") |
| F/# | 8.5 |
| MTF30(lp/mm) | >105 |
| DOF(mm) | \pm 68@F16 |
| Distortion(% max) | <0.1 |
| Telecentricity($^{\circ}$ max) | <0.1 |
| I/O(mm) | 1181 \pm 6 |
| Length(mm) | 704.3 |
| Mount | M42/M58 |
| Weight(kg) | 47.1 |
| Field of View (mmxmm) | |
| 1.75° CMV12000(22.53x16.90) | 232.3x174.2 |
| 1.75° PYTHON16k(18.43x18.43) | 190.0x190.0 |
| 1.75° LineScan-4k(28.8mm) | 296.9 |

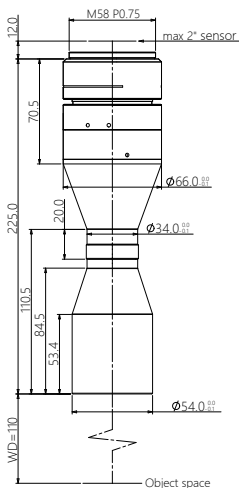
DTCM210 Series

For 2" Cameras



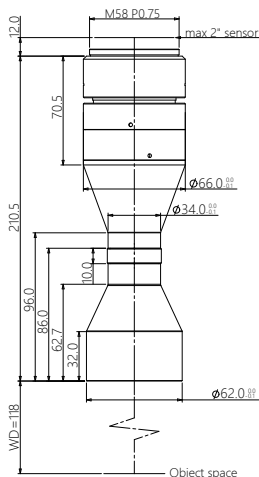
| Lens Model | FOV (Φ mm) | Mag. $\beta(x)$ | WD (mm) | Sensor Size (Φ mm) | F/# | MTF30 (lp/mm) | DOF (mm) | Distortion (% max) | Telecentricity (° max) | I/O (mm) | Length (mm) | Mount | Weight (kg) |
|---------------------|---------------------|--------------------|------------|--------------------------------|------|------------------|-------------|-----------------------|---------------------------|-------------|----------------|--------|----------------|
| DTCM210-36-M58-AL | 36 | 0.917 | 110±2 | 33(2") | 15.5 | >50 | ±0.9@F20 | <0.1 | <0.1 | 347±2 | 225.0 | M42M58 | 1.0 |
| DTCM210-42-M58-AL | 42 | 0.786 | 118±3 | 33(2") | 12.9 | >65 | ±1.2@F20 | <0.1 | <0.1 | 341±3 | 210.5 | M42M58 | 1.0 |
| DTCM210-48-M58-AL | 48 | 0.688 | 128±3 | 33(2") | 12.9 | >60 | ±1.7@F20 | <0.1 | <0.1 | 364±3 | 224.0 | M42M58 | 1.0 |
| DTCM210-56-M58-AL | 56 | 0.589 | 138±3 | 33(2") | 11.1 | >75 | ±2.3@F20 | <0.1 | <0.1 | 397±3 | 246.5 | M42M58 | 1.3 |
| DTCM210-64H-M58-AL | 64 | 0.516 | 158±3 | 33(2") | 9.7 | >90 | ±3.3@F22 | <0.1 | <0.1 | 429±3 | 259.0 | M42M58 | 1.4 |
| DTCM210-72-M58-AL | 72 | 0.458 | 178±3 | 33(2") | 9.7 | >90 | ±3.8@F20 | <0.1 | <0.1 | 469±3 | 279.0 | M42M58 | 1.6 |
| DTCM210-80H-M58-AL | 80 | 0.413 | 228±4 | 33(2") | 7.8 | >110 | ±3.8@F16 | <0.1 | <0.1 | 509±4 | 269.0 | M42M58 | 2.5 |
| DTCM210-90-M58-AL | 90 | 0.367 | 208±3 | 33(2") | 8.6 | >100 | ±4.7@F16 | <0.1 | <0.1 | 524±3 | 304.0 | M42M58 | 2.3 |
| DTCM210-100H-M58-AL | 100 | 0.330 | 238±4 | 33(2") | 7.8 | >118 | ±5.9@F16 | <0.1 | <0.1 | 597±4 | 346.7 | M42M58 | 3.6 |
| DTCM210-110-M58-AL | 110 | 0.300 | 263±4 | 33(2") | 7.8 | >110 | ±7.1@F16 | <0.1 | <0.1 | 632±4 | 356.6 | M42M58 | 3.3 |
| DTCM210-120H-M58-AL | 120 | 0.275 | 273±5 | 33(2") | 7.8 | >115 | ±8.5@F16 | <0.1 | <0.1 | 653±5 | 368.3 | M42M58 | 4.8 |
| DTCM210-136-M58-AL | 136 | 0.243 | 288±5 | 33(2") | 7.8 | >110 | ±10.8@F16 | <0.1 | <0.1 | 742±5 | 441.5 | M42M58 | 4.8 |
| DTCM210-150-M58-AL | 150 | 0.220 | 300±5 | 33(2") | 11.1 | >80 | ±16.5@F20 | <0.1 | <0.1 | 723±5 | 410.9 | M42M58 | 6.3 |
| DTCM210-170-M58-AL | 170 | 0.194 | 318±5 | 33(2") | 7.8 | >110 | ±17.0@F16 | <0.1 | <0.1 | 803±5 | 472.9 | M42M58 | 7.1 |
| DTCM210-190H-M58-AL | 190 | 0.174 | 330±5 | 33(2") | 7.8 | >115 | ±21.1@F16 | <0.1 | <0.1 | 842±5 | 500.2 | M42M58 | 10.2 |
| DTCM210-216-M58-AL | 216 | 0.153 | 372±5 | 33(2") | 7.8 | >115 | ±27.3@F16 | <0.1 | <0.1 | 980±5 | 595.6 | M42M58 | 14.3 |
| DTCM210-240H-M58-AL | 240 | 0.138 | 410±6 | 33(2") | 7.8 | >110 | ±33.9@F16 | <0.1 | <0.1 | 1064±6 | 641.5 | M42M58 | 19.6 |
| DTCM210-258-M58-AL | 258 | 0.128 | 338±5 | 33(2") | 7.8 | >110 | ±39.1@F16 | <0.1 | <0.1 | 867±5 | 516.9 | M42M58 | 24.8 |
| DTCM210-300-M58-AL | 300 | 0.110 | 465±6 | 33(2") | 7.8 | >115 | ±52.8@F16 | <0.1 | <0.1 | 1197±6 | 720.0 | M42M58 | 47.1 |

DTCM210-36-M58-AL



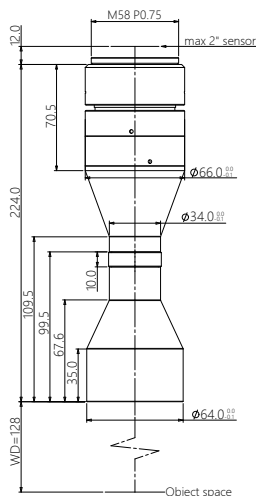
| | |
|----------------------------|-----------|
| FOV(Φmm) | 36 |
| Mag.β(x) | 0.917 |
| WD(mm) | 110±2 |
| Max Sensor Size(Φmm) | 33(2") |
| F/# | 15.5 |
| MTF30(lp/mm) | >50 |
| DOF(mm) | ±0.9@F20 |
| Distortion(% max) | <0.1 |
| Telecentricity(° max) | <0.1 |
| I/O(mm) | 347±2 |
| Length(mm) | 225.0 |
| Mount | M42/M58 |
| Weight(kg) | 1.0 |
| Field of View (mmxmm) | |
| 2" DALSA 12M(24.58x18.43) | 26.8x20.1 |
| 2" PYTHON 25K(23.04x23.04) | 25.1x25.1 |

DTCM210-42-M58-AL



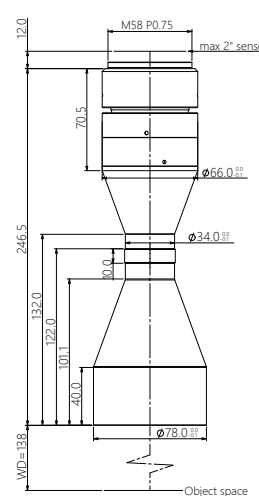
| | |
|----------------------------|-----------|
| FOV(Φmm) | 42 |
| Mag.β(x) | 0.786 |
| WD(mm) | 118±3 |
| Max Sensor Size(Φmm) | 33(2") |
| F/# | 12.9 |
| MTF30(lp/mm) | >65 |
| DOF(mm) | ±1.2@F20 |
| Distortion(% max) | <0.1 |
| Telecentricity(° max) | <0.1 |
| I/O(mm) | 341±3 |
| Length(mm) | 210.5 |
| Mount | M42/M58 |
| Weight(kg) | 1.0 |
| Field of View (mmxmm) | |
| 2" DALSA 12M(24.58x18.43) | 31.3x23.4 |
| 2" PYTHON 25K(23.04x23.04) | 29.3x29.3 |

DTCM210-48-M58-AL



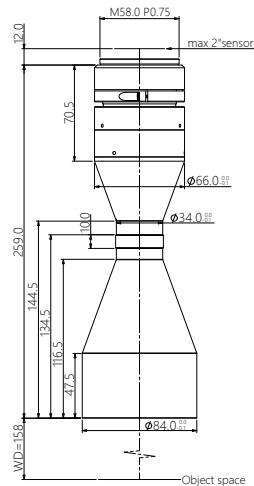
| | |
|----------------------------|-----------|
| FOV(Φmm) | 48 |
| Mag.β(x) | 0.688 |
| WD(mm) | 128±3 |
| Max Sensor Size(Φmm) | 33(2") |
| F/# | 12.9 |
| MTF30(lp/mm) | >60 |
| DOF(mm) | ±1.7@F20 |
| Distortion(% max) | <0.1 |
| Telecentricity(° max) | <0.1 |
| I/O(mm) | 364±3 |
| Length(mm) | 224.0 |
| Mount | M42/M58 |
| Weight(kg) | 1.0 |
| Field of View (mmxmm) | |
| 2" DALSA 12M(24.58x18.43) | 35.7x26.8 |
| 2" PYTHON 25K(23.04x23.04) | 33.5x33.5 |

DTCM210-56-M58-AL



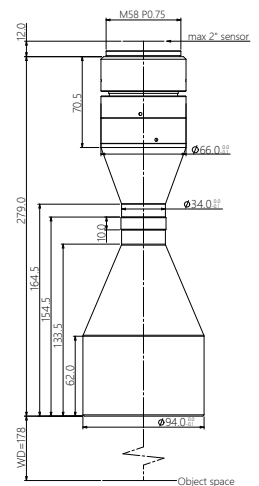
| | |
|----------------------------|-----------|
| FOV(Φmm) | 56 |
| Mag.β(x) | 0.589 |
| WD(mm) | 138±3 |
| Max Sensor Size(Φmm) | 33(2") |
| F/# | 11.1 |
| MTF30(lp/mm) | >75 |
| DOF(mm) | ±2.3@F20 |
| Distortion(% max) | <0.1 |
| Telecentricity(° max) | <0.1 |
| I/O(mm) | 397±3 |
| Length(mm) | 246.5 |
| Mount | M42/M58 |
| Weight(kg) | 1.3 |
| Field of View (mmxmm) | |
| 2" DALSA 12M(24.58x18.43) | 41.7x31.3 |
| 2" PYTHON 25K(23.04x23.04) | 39.1x39.1 |

DTCM210-64H-M58-AL



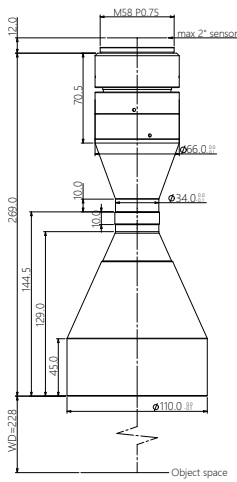
| | |
|----------------------------|-----------|
| FOV(Φmm) | 64 |
| Mag.β(x) | 0.516 |
| WD(mm) | 158±3 |
| Max Sensor Size(Φmm) | 33(2") |
| F/# | 9.7 |
| MTF30(lp/mm) | >90 |
| DOF(mm) | ±3.3@F22 |
| Distortion(% max) | <0.1 |
| Telecentricity(° max) | <0.1 |
| I/O(mm) | 429±3 |
| Length(mm) | 259.0 |
| Mount | M42/M58 |
| Weight(kg) | 1.4 |
| Field of View (mmxmm) | |
| 2" DALSA 12M(24.58x18.43) | 47.6x35.7 |
| 2" PYTHON 25K(23.04x23.04) | 44.7x44.7 |

DTCM210-72-M58-AL



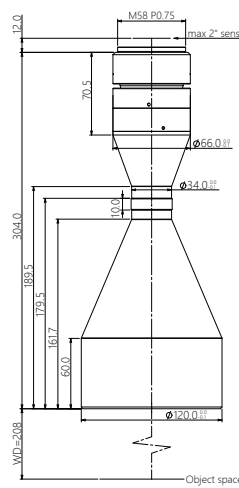
| | |
|----------------------------|-----------|
| FOV(Φmm) | 72 |
| Mag.β(x) | 0.458 |
| WD(mm) | 178±3 |
| Max Sensor Size(Φmm) | 33(2") |
| F/# | 9.7 |
| MTF30(lp/mm) | >90 |
| DOF(mm) | ±3.8@F20 |
| Distortion(% max) | <0.1 |
| Telecentricity(° max) | <0.1 |
| I/O(mm) | 469±3 |
| Length(mm) | 279.0 |
| Mount | M42/M58 |
| Weight(kg) | 1.6 |
| Field of View (mmxmm) | |
| 2" DALSA 12M(24.58x18.43) | 53.7x40.2 |
| 2" PYTHON 25K(23.04x23.04) | 50.3x50.3 |

DTCM210-80H-M58-AL



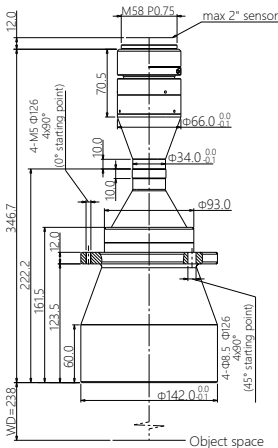
| | |
|----------------------------|-----------|
| FOV(Φmm) | 80 |
| Mag,β(x) | 0.413 |
| WD(mm) | 228±4 |
| Max Sensor Size(Φmm) | 33(2") |
| F/# | 7.8 |
| MTF30(lp/mm) | >110 |
| DOF(mm) | ±3.8@F16 |
| Distortion(% max) | <0.1 |
| Telecentricity(° max) | <0.1 |
| I/O(mm) | 509±4 |
| Length(mm) | 269.0 |
| Mount | M42/M58 |
| Weight(kg) | 2.5 |
| Field of View (mmxmm) | |
| 2" DALSA 12M(24.58x18.43) | 59.5x44.6 |
| 2" PYTHON 25K(23.04x23.04) | 55.8x55.8 |

DTCM210-90-M58-AL



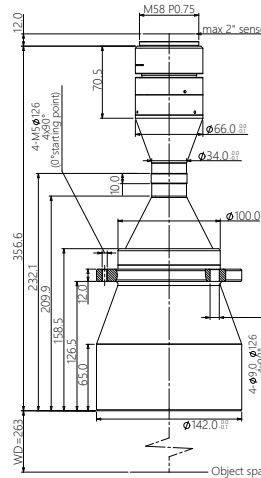
| | |
|----------------------------|-----------|
| FOV(Φmm) | 90 |
| Mag,β(x) | 0.367 |
| WD(mm) | 208±3 |
| Max Sensor Size(Φmm) | 33(2") |
| F/# | 8.6 |
| MTF30(lp/mm) | >100 |
| DOF(mm) | ±4.7@F16 |
| Distortion(% max) | <0.1 |
| Telecentricity(° max) | <0.1 |
| I/O(mm) | 524±3 |
| Length(mm) | 304.0 |
| Mount | M42/M58 |
| Weight(kg) | 2.3 |
| Field of View (mmxmm) | |
| 2" DALSA 12M(24.58x18.43) | 67.0x50.2 |
| 2" PYTHON 25K(23.04x23.04) | 62.8x62.8 |

DTCM210-100H-M58-AL



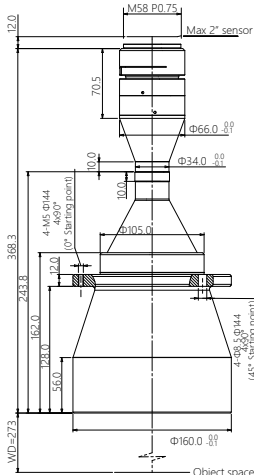
| | |
|----------------------------|-----------|
| FOV(Φmm) | 100 |
| Mag,β(x) | 0.330 |
| WD(mm) | 238±4 |
| Max Sensor Size(Φmm) | 33(2") |
| F/# | 7.8 |
| MTF30(lp/mm) | >118 |
| DOF(mm) | ±5.9@F16 |
| Distortion(% max) | <0.1 |
| Telecentricity(° max) | <0.1 |
| I/O(mm) | 597±4 |
| Length(mm) | 346.7 |
| Mount | M42/M58 |
| Weight(kg) | 3.6 |
| 视野范围 (mmxmm) | |
| 2" DALSA 12M(24.58x18.43) | 74.5x55.8 |
| 2" PYTHON 25K(23.04x23.04) | 69.8x69.8 |

DTCM210-110-M58-AL



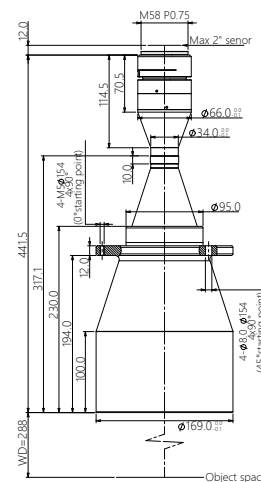
| | |
|----------------------------|-----------|
| FOV(Φmm) | 110 |
| Mag,β(x) | 0.300 |
| WD(mm) | 263±4 |
| Max Sensor Size(Φmm) | 33(2") |
| F/# | 7.8 |
| MTF30(lp/mm) | >110 |
| DOF(mm) | ±7.1@F16 |
| Distortion(% max) | <0.1 |
| Telecentricity(° max) | <0.1 |
| I/O(mm) | 632±4 |
| Length(mm) | 356.6 |
| Mount | M42/M58 |
| Weight(kg) | 3.3 |
| 视野范围 (mmxmm) | |
| 2" DALSA 12M(24.58x18.43) | 81.9x61.4 |
| 2" PYTHON 25K(23.04x23.04) | 76.8x76.8 |

DTCM210-120H-M58-AL



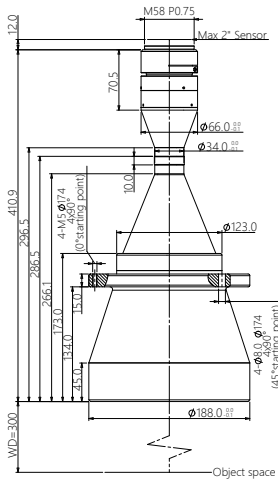
| | |
|----------------------------|-----------|
| FOV(Φmm) | 120 |
| Mag,β(x) | 0.275 |
| WD(mm) | 273±5 |
| Max Sensor Size(Φmm) | 33(2") |
| F/# | 7.8 |
| MTF30(lp/mm) | >115 |
| DOF(mm) | ±8.5@F16 |
| Distortion(% max) | <0.1 |
| Telecentricity(° max) | <0.1 |
| I/O(mm) | 653±5 |
| Length(mm) | 368.3 |
| Mount | M42/M58 |
| Weight(kg) | 4.8 |
| 视野范围 (mmxmm) | |
| 2" DALSA 12M(24.58x18.43) | 89.4x67.0 |
| 2" PYTHON 25K(23.04x23.04) | 83.8x83.8 |

DTCM210-136-M58-AL



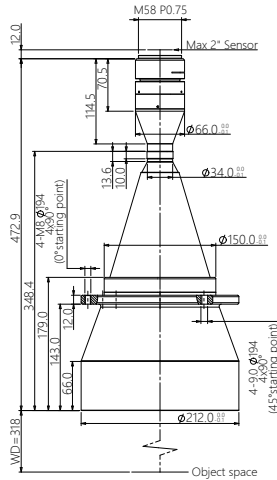
| | |
|----------------------------|------------|
| FOV(Φmm) | 136 |
| Mag,β(x) | 0.243 |
| WD(mm) | 288±5 |
| Max Sensor Size(Φmm) | 33(2") |
| F/# | 7.8 |
| MTF30(lp/mm) | >110 |
| DOF(mm) | ±10.8@F16 |
| Distortion(% max) | <0.1 |
| Telecentricity(° max) | <0.1 |
| I/O(mm) | 742±5 |
| Length(mm) | 441.5 |
| Mount | M42/M58 |
| Weight(kg) | 4.8 |
| 视野范围 (mmxmm) | |
| 2" DALSA 12M(24.58x18.43) | 101.2x75.8 |
| 2" PYTHON 25K(23.04x23.04) | 94.8x94.8 |

DTCM210-150-M58-AL



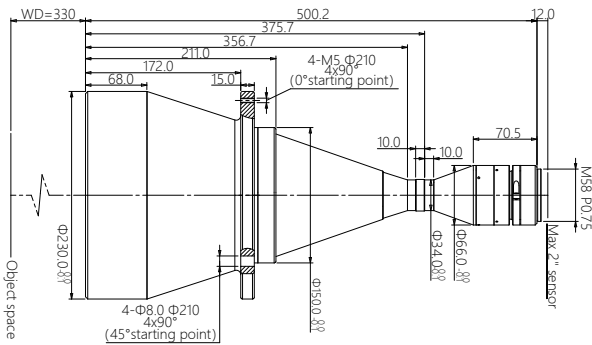
| | |
|----------------------------|-------------|
| FOV(Φmm) | 150 |
| Mag.β(x) | 0.220 |
| WD(mm) | 300±5 |
| Max Sensor Size(Φmm) | 33(2") |
| F/# | 11.1 |
| MTF30(lp/mm) | >80 |
| DOF(mm) | ±16.5@F20 |
| Distortion(% max) | <0.1 |
| Telecentricity(° max) | <0.1 |
| I/O(mm) | 723±5 |
| Length(mm) | 410.9 |
| Mount | M42/M58 |
| Weight(kg) | 6.3 |
| Field of View (mmxmm) | |
| 2" DALSA 12M(24.58x18.43) | 111.7x83.8 |
| 2" PYTHON 25K(23.04x23.04) | 104.7x104.7 |

DTCM210-170-M58-AL



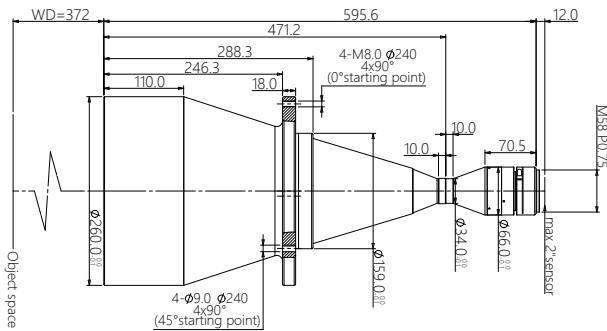
| | |
|----------------------------|-------------|
| FOV(Φmm) | 170 |
| Mag.β(x) | 0.194 |
| WD(mm) | 318±5 |
| Max Sensor Size(Φmm) | 33(2") |
| F/# | 7.8 |
| MTF30(lp/mm) | >110 |
| DOF(mm) | ±17.0@F16 |
| Distortion(% max) | <0.1 |
| Telecentricity(° max) | <0.1 |
| I/O(mm) | 803±5 |
| Length(mm) | 472.9 |
| Mount | M42/M58 |
| Weight(kg) | 7.1 |
| Field of View (mmxmm) | |
| 2" DALSA 12M(24.58x18.43) | 126.7x95.0 |
| 2" PYTHON 25K(23.04x23.04) | 118.8x118.8 |

DTCM210-190H-M58-AL



| | |
|----------------------------|-------------|
| FOV(Φmm) | 190 |
| Mag.β(x) | 0.174 |
| WD(mm) | 330±5 |
| Max Sensor Size(Φmm) | 33(2") |
| F/# | 7.8 |
| MTF30(lp/mm) | >115 |
| DOF(mm) | ±21.1@F16 |
| Distortion(% max) | <0.1 |
| Telecentricity(° max) | <0.1 |
| I/O(mm) | 842±5 |
| Length(mm) | 500.2 |
| Mount | M42/M58 |
| Weight(kg) | 10.2 |
| Field of View (mmxmm) | |
| 2" DALSA 12M(24.58x18.43) | 141.3x105.9 |
| 2" PYTHON 25K(23.04x23.04) | 132.4x132.4 |

DTCM210-216-M58-AL



| | |
|----------------------------|-------------|
| FOV(Φmm) | 216 |
| Mag.β(x) | 0.153 |
| WD(mm) | 372±5 |
| Max Sensor Size(Φmm) | 33(2") |
| F/# | 7.8 |
| MTF30(lp/mm) | >115 |
| DOF(mm) | ±27.3@F16 |
| Distortion(% max) | <0.1 |
| Telecentricity(° max) | <0.1 |
| I/O(mm) | 980±5 |
| Length(mm) | 595.6 |
| Mount | M42/M58 |
| Weight(kg) | 14.3 |
| Field of View (mmxmm) | |
| 2" DALSA 12M(24.58x18.43) | 160.7x120.5 |
| 2" PYTHON 25K(23.04x23.04) | 150.6x150.6 |

DTCM430H Series

DTCM175 Series

DTCM210 Series

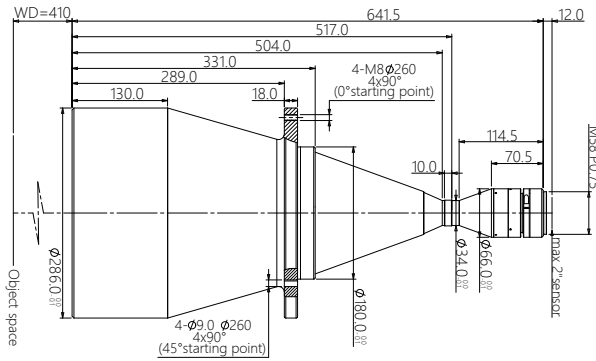
DTCM71M Series

DTCM35FH Series

DTCM16K Series

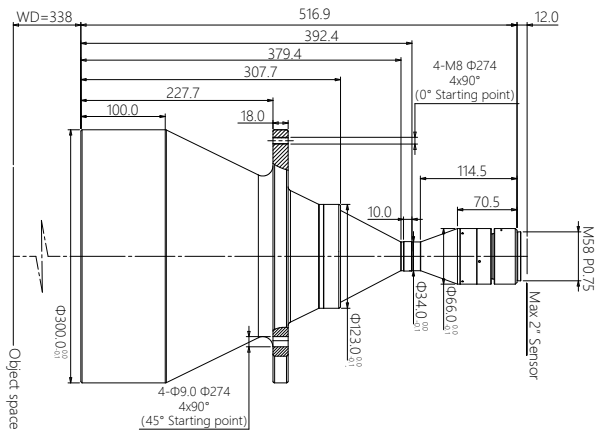
DTCM150M Series

DTCM210-240H-M58-AL



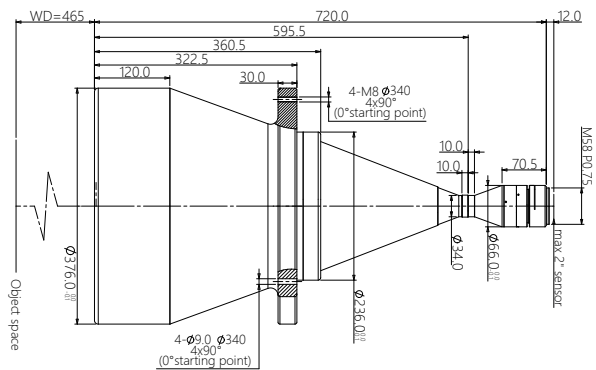
| | |
|----------------------------|-------------|
| FOV(Φmm) | 240 |
| Mag.β(x) | 0.138 |
| WD(mm) | 410±6 |
| Max Sensor Size(Φmm) | 33(2°) |
| F/# | 7.8 |
| MTF30(lp/mm) | >110 |
| DOF(mm) | ±33.9@F16 |
| Distortion(% max) | <0.1 |
| Telecentricity(° max) | <0.1 |
| I/O(mm) | 1064±6 |
| Length(mm) | 641.5 |
| Mount | M42/M58 |
| Weight(kg) | 19.6 |
| Field of View (mmxmm) | |
| 2° DALSA 12M(24.58x18.43) | 178.1x133.6 |
| 2° PYTHON 25K(23.04x23.04) | 167.0x167.0 |

DTCM210-258-M58-AL



| | |
|----------------------------|-------------|
| FOV(Φmm) | 258 |
| Mag.β(x) | 0.128 |
| WD(mm) | 338±5 |
| Max Sensor Size(Φmm) | 33(2°) |
| F/# | 7.8 |
| MTF30(lp/mm) | >110 |
| DOF(mm) | ±39.1@F16 |
| Distortion(% max) | <0.1 |
| Telecentricity(° max) | <0.1 |
| I/O(mm) | 867±5 |
| Length(mm) | 516.9 |
| Mount | M42/M58 |
| Weight(kg) | 24.8 |
| Field of View (mmxmm) | |
| 2° DALSA 12M(24.58x18.43) | 192.0x144.0 |
| 2° PYTHON 25K(23.04x23.04) | 180.0x180.0 |


DTCM210-300-M58-AL



| | |
|----------------------------|-------------|
| FOV(Φmm) | 300 |
| Mag.β(x) | 0.110 |
| WD(mm) | 465±6 |
| Max Sensor Size(Φmm) | 33(2°) |
| F/# | 7.8 |
| MTF30(lp/mm) | >115 |
| DOF(mm) | ±52.8@F16 |
| Distortion(% max) | <0.1 |
| Telecentricity(° max) | <0.1 |
| I/O(mm) | 1197±6 |
| Length(mm) | 720.0 |
| Mount | M42/M58 |
| Weight(kg) | 47.1 |
| Field of View (mmxmm) | |
| 2° DALSA 12M(24.58x18.43) | 223.5x167.5 |
| 2° PYTHON 25K(23.04x23.04) | 223.5x167.5 |

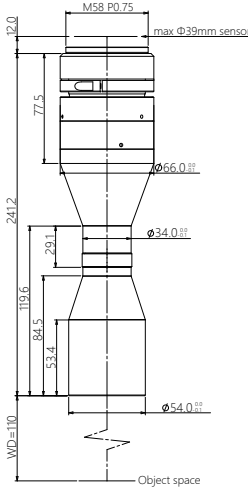
DTCM71M Series

For 39mm Cameras



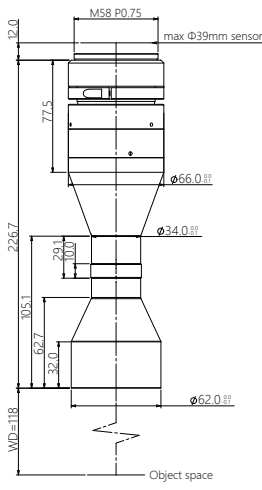
| Lens Model | FOV (°mm) | Mag. β(x) | WD (mm) | Sensor Size (Φmm) | F/# | MTF30 (lp/mm) | DOF (mm) | Distortion (% max) | Telecentricity (° max) | I/O (mm) | Length (mm) | Mount | Weight (kg) |
|---------------------|-----------|-----------|---------|-------------------|------|---------------|-----------|--------------------|------------------------|----------|-------------|---------|-------------|
| DTCM71M-36-M58-AL | 36 | 1.083 | 110±2 | 39 | 18.3 | >43 | ±0.65@F20 | <0.1 | <0.1 | 363±2 | 241.2 | M42/M58 | 1.1 |
| DTCM71M-42-M58-AL | 42 | 0.929 | 118±3 | 39 | 15.3 | >55 | ±0.9@F20 | <0.1 | <0.1 | 357±3 | 226.7 | M42/M58 | 1.0 |
| DTCM71M-48-M58-AL | 48 | 0.813 | 128±3 | 39 | 15.3 | >50 | ±1.2@F20 | <0.1 | <0.1 | 380±3 | 240.2 | M42/M58 | 1.1 |
| DTCM71M-56-M58-AL | 56 | 0.696 | 138±3 | 39 | 13.1 | >65 | ±1.6@F20 | <0.1 | <0.1 | 413±3 | 262.7 | M42/M58 | 1.3 |
| DTCM71M-64H-M58-AL | 64 | 0.609 | 158±3 | 39 | 11.5 | >70 | ±2.4@F22 | <0.1 | <0.1 | 445±3 | 275.2 | M42/M58 | 1.4 |
| DTCM71M-72-M58-AL | 72 | 0.542 | 178±3 | 39 | 11.5 | >75 | ±2.7@F20 | <0.1 | <0.1 | 485±3 | 295.2 | M42/M58 | 1.7 |
| DTCM71M-80H-M58-AL | 80 | 0.488 | 228±4 | 39 | 6.6 | >130 | ±2.7@F16 | <0.1 | <0.1 | 525±4 | 285.2 | M42/M58 | 2.5 |
| DTCM71M-90-M58-AL | 90 | 0.433 | 208±3 | 39 | 10.2 | >85 | ±4.2@F20 | <0.1 | <0.1 | 540±3 | 320.2 | M42/M58 | 2.3 |
| DTCM71M-100H-M58-AL | 100 | 0.390 | 238±4 | 39 | 9.2 | >102 | ±4.2@F16 | <0.1 | <0.1 | 613±4 | 362.9 | M42/M58 | 3.7 |
| DTCM71M-110-M58-AL | 110 | 0.355 | 263±4 | 39 | 8.3 | >95 | ±5.1@F16 | <0.1 | <0.1 | 648±4 | 372.8 | M42/M58 | 3.3 |
| DTCM71M-120H-M58-AL | 120 | 0.325 | 273±5 | 39 | 7.6 | >115 | ±6.1@F16 | <0.1 | <0.1 | 670±5 | 384.5 | M42/M58 | 4.8 |
| DTCM71M-136-M58-AL | 136 | 0.287 | 288±5 | 39 | 7.1 | >120 | ±7.8@F16 | <0.1 | <0.1 | 758±5 | 457.8 | M42/M58 | 4.8 |
| DTCM71M-150-M58-AL | 150 | 0.260 | 300±5 | 39 | 13.1 | >70 | ±11.8@F20 | <0.1 | <0.1 | 739±5 | 427.2 | M42/M58 | 6.3 |
| DTCM71M-170-M58-AL | 170 | 0.229 | 318±5 | 39 | 6.5 | >125 | ±8.4@F11 | <0.1 | <0.1 | 819±5 | 489.1 | M42/M58 | 7.1 |
| DTCM71M-190H-M58-AL | 190 | 0.205 | 330±5 | 39 | 6.5 | >135 | ±10.5@F11 | <0.1 | <0.1 | 858±5 | 516.4 | M42/M58 | 10.2 |
| DTCM71M-216-M58-AL | 216 | 0.181 | 372±5 | 39 | 6.5 | >135 | ±13.4@F11 | <0.1 | <0.1 | 996±5 | 611.9 | M42/M58 | 14.4 |
| DTCM71M-240H-M58-AL | 240 | 0.163 | 410±6 | 39 | 7.5 | >130 | ±24.3@F16 | <0.1 | <0.1 | 1080±6 | 657.7 | M42/M58 | 19.7 |
| DTCM71M-258-M58-AL | 258 | 0.151 | 338±5 | 39 | 6.5 | >130 | ±19.3@F11 | <0.1 | <0.1 | 883±5 | 533.1 | M42/M58 | 24.8 |
| DTCM71M-300-M58-AL | 300 | 0.130 | 465±6 | 39 | 6.5 | >130 | ±26@F11 | <0.1 | <0.1 | 1213±6 | 736.2 | M42/M58 | 47.2 |

DTCM71M-36-M58-AL



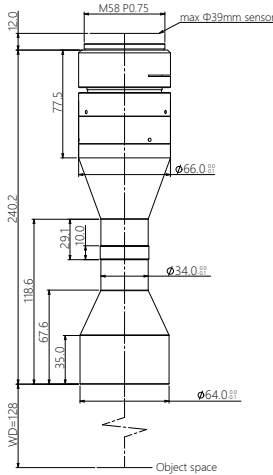
| | |
|-----------------------|-----------|
| FOV(Φmm) | 36 |
| Mag.β(x) | 1.083 |
| WD(mm) | 110±2 |
| Max Sensor Size(Φmm) | 39 |
| F/# | 18.3 |
| MTF30(lp/mm) | >43 |
| DOF(mm) | ±0.65@F20 |
| Distortion(% max) | <0.1 |
| Telecentricity(° max) | <0.1 |
| I/O(mm) | 363±2 |
| Length(mm) | 241.2 |
| Mount | M42/M58 |
| Weight(kg) | 1.1 |
| Field of View (mmxmm) | |
| CHR 70M (31.0x21.7) | 28.6x20.0 |

DTCM71M-42-M58-AL



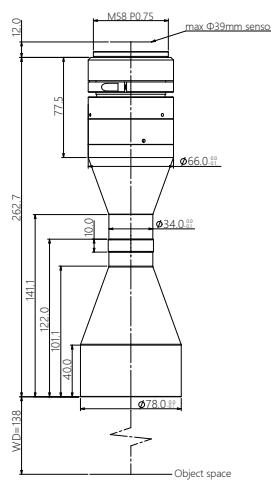
| | |
|-----------------------|-----------|
| FOV(Φmm) | 42 |
| Mag.β(x) | 0.929 |
| WD(mm) | 118±3 |
| Max Sensor Size(Φmm) | 39 |
| F/# | 15.3 |
| MTF30(lp/mm) | >55 |
| DOF(mm) | ±0.9@F20 |
| Distortion(% max) | <0.1 |
| Telecentricity(° max) | <0.1 |
| I/O(mm) | 357±3 |
| Length(mm) | 226.7 |
| Mount | M42/M58 |
| Weight(kg) | 1.0 |
| Field of View (mmxmm) | |
| CHR 70M (31.0x21.7) | 33.4x23.4 |

DTCM71M-48-M58-AL



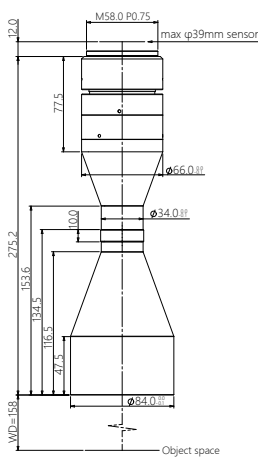
| | |
|-----------------------|-----------|
| FOV(Φmm) | 48 |
| Mag.β(x) | 0.813 |
| WD(mm) | 128±3 |
| Max Sensor Size(Φmm) | 39 |
| F/# | 15.3 |
| MTF30(lp/mm) | >50 |
| DOF(mm) | ±1.2@F20 |
| Distortion(% max) | <0.1 |
| Telecentricity(° max) | <0.1 |
| I/O(mm) | 380±3 |
| Length(mm) | 240.2 |
| Mount | M42/M58 |
| Weight(kg) | 1.1 |
| Field of View (mmxmm) | |
| CHR 70M (31.0x21.7) | 38.1x26.7 |

DTCM71M-56-M58-AL



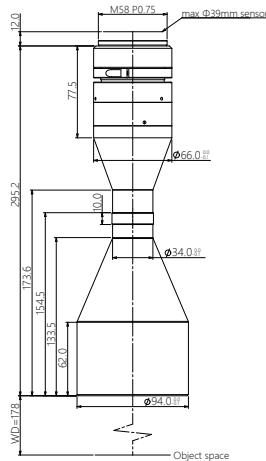
| | |
|-----------------------|-----------|
| FOV(Φmm) | 56 |
| Mag.β(x) | 0.696 |
| WD(mm) | 138±3 |
| Max Sensor Size(Φmm) | 39 |
| F/# | 13.1 |
| MTF30(lp/mm) | >65 |
| DOF(mm) | ±1.6@F20 |
| Distortion(% max) | <0.1 |
| Telecentricity(° max) | <0.1 |
| I/O(mm) | 413±3 |
| Length(mm) | 262.7 |
| Mount | M42/M58 |
| Weight(kg) | 1.3 |
| Field of View (mmxmm) | |
| CHR 70M (31.0x21.7) | 44.5x31.2 |

DTCM71M-64H-M58-AL



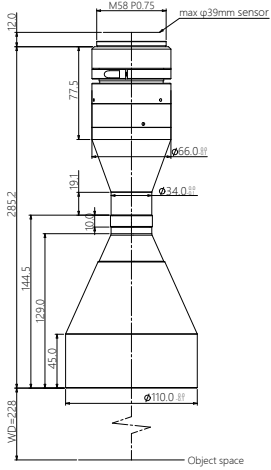
| | |
|-----------------------|-----------|
| FOV(Φmm) | 64 |
| Mag.β(x) | 0.609 |
| WD(mm) | 158±3 |
| Max Sensor Size(Φmm) | 39 |
| F/# | 11.5 |
| MTF30(lp/mm) | >70 |
| DOF(mm) | ±2.4@F22 |
| Distortion(% max) | <0.1 |
| Telecentricity(° max) | <0.1 |
| I/O(mm) | 445±3 |
| Length(mm) | 275.2 |
| Mount | M42/M58 |
| Weight(kg) | 1.4 |
| Field of View (mmxmm) | |
| CHR 70M (31.0x21.7) | 50.9x35.6 |

DTCM71M-72-M58-AL



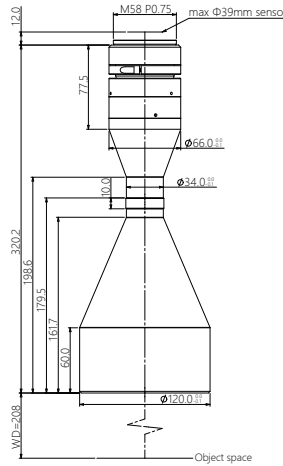
| | |
|-----------------------|-----------|
| FOV(Φmm) | 72 |
| Mag.β(x) | 0.542 |
| WD(mm) | 178±3 |
| Max Sensor Size(Φmm) | 39 |
| F/# | 11.5 |
| MTF30(lp/mm) | >75 |
| DOF(mm) | ±2.7@F20 |
| Distortion(% max) | <0.1 |
| Telecentricity(° max) | <0.1 |
| I/O(mm) | 485±3 |
| Length(mm) | 295.2 |
| Mount | M42/M58 |
| Weight(kg) | 1.7 |
| Field of View (mmxmm) | |
| CHR 70M (31.0x21.7) | 57.2x40.0 |

DTCM71M-80H-M58-AL



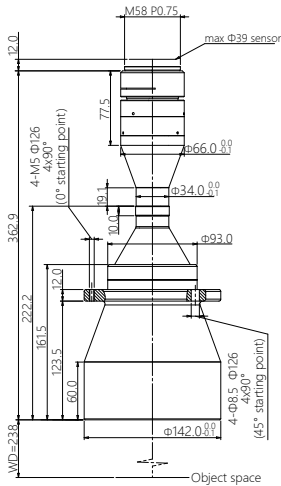
| | |
|-----------------------|-----------|
| FOV(Φmm) | 80 |
| Mag.β(x) | 0.488 |
| WD(mm) | 228±4 |
| Max Sensor Size(Φmm) | 39 |
| F/# | 6.6 |
| MTF30(lp/mm) | >130 |
| DOF(mm) | ±2.7@F16 |
| Distortion(% max) | <0.1 |
| Telecentricity(° max) | <0.1 |
| I/O(mm) | 525±4 |
| Length(mm) | 285.2 |
| Mount | M42/M58 |
| Weight(kg) | 2.5 |
| Field of View (mmxmm) | |
| CHR 70M (31.0x21.7) | 63.5x44.5 |

DTCM71M-90-M58-AL



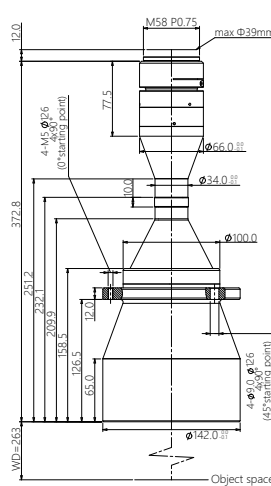
| | |
|-----------------------|-----------|
| FOV(Φmm) | 90 |
| Mag.β(x) | 0.433 |
| WD(mm) | 208±3 |
| Max Sensor Size(Φmm) | 39 |
| F/# | 10.2 |
| MTF30(lp/mm) | >85 |
| DOF(mm) | ±4.2@F20 |
| Distortion(% max) | <0.1 |
| Telecentricity(° max) | <0.1 |
| I/O(mm) | 540±3 |
| Length(mm) | 320.2 |
| Mount | M42/M58 |
| Weight(kg) | 2.3 |
| Field of View (mmxmm) | |
| CHR 70M (31.0x21.7) | 71.6x50.1 |

DTCM71M-100H-M58-AL



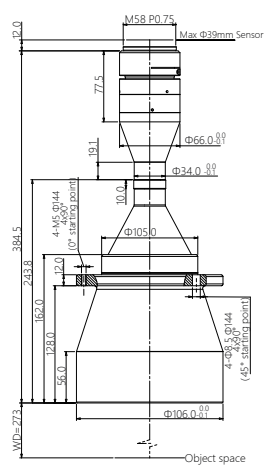
| | |
|-----------------------|-----------|
| FOV(Φmm) | 100 |
| Mag.β(x) | 0.390 |
| WD(mm) | 238±4 |
| Max Sensor Size(Φmm) | 39 |
| F/# | 9.2 |
| MTF30(lp/mm) | >102 |
| DOF(mm) | ±4.2@F16 |
| Distortion(% max) | <0.1 |
| Telecentricity(° max) | <0.1 |
| I/O(mm) | 613±4 |
| Length(mm) | 362.9 |
| Mount | M42/M58 |
| Weight(kg) | 3.7 |
| Field of View (mmxmm) | |
| CHR 70M (31.0x21.7) | 79.5x55.6 |

DTCM71M-110-M58-AL



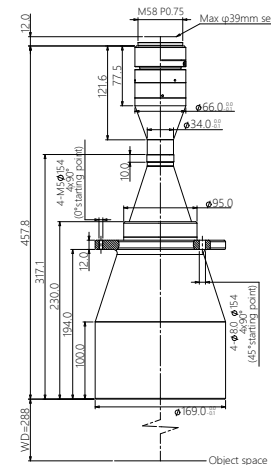
| | |
|-----------------------|-----------|
| FOV(Φmm) | 110 |
| Mag.β(x) | 0.355 |
| WD(mm) | 263±4 |
| Max Sensor Size(Φmm) | 39 |
| F/# | 8.3 |
| MTF30(lp/mm) | >95 |
| DOF(mm) | ±5.1@F16 |
| Distortion(% max) | <0.1 |
| Telecentricity(° max) | <0.1 |
| I/O(mm) | 648±4 |
| Length(mm) | 372.8 |
| Mount | M42/M58 |
| Weight(kg) | 3.3 |
| Field of View (mmxmm) | |
| CHR 70M (31.0x21.7) | 87.3x61.1 |

DTCM71M-120H-M58-AL



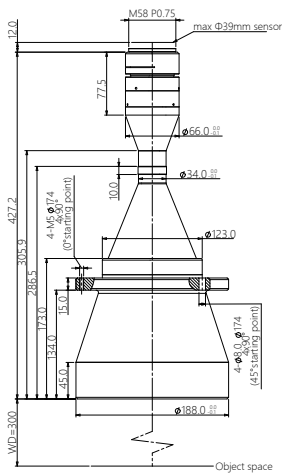
| | |
|-----------------------|-----------|
| FOV(Φmm) | 120 |
| Mag.β(x) | 0.325 |
| WD(mm) | 273±5 |
| Max Sensor Size(Φmm) | 39 |
| F/# | 7.6 |
| MTF30(lp/mm) | >115 |
| DOF(mm) | ±6.1@F16 |
| Distortion(% max) | <0.1 |
| Telecentricity(° max) | <0.1 |
| I/O(mm) | 670±5 |
| Length(mm) | 384.5 |
| Mount | M42/M58 |
| Weight(kg) | 4.8 |
| Field of View (mmxmm) | |
| CHR 70M (31.0x21.7) | 95.4x66.8 |

DTCM71M-136-M58-AL



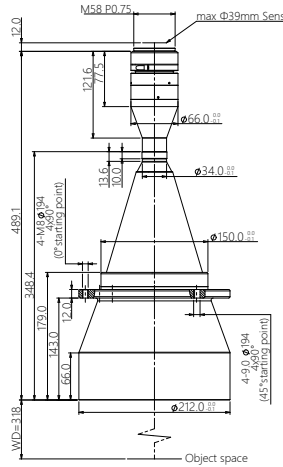
| | |
|-----------------------|------------|
| FOV(Φmm) | 136 |
| Mag.β(x) | 0.287 |
| WD(mm) | 288±5 |
| Max Sensor Size(Φmm) | 39 |
| F/# | 7.1 |
| MTF30(lp/mm) | >120 |
| DOF(mm) | ±7.8@F16 |
| Distortion(% max) | <0.1 |
| Telecentricity(° max) | <0.1 |
| I/O(mm) | 758±5 |
| Length(mm) | 457.8 |
| Mount | M42/M58 |
| Weight(kg) | 4.8 |
| Field of View (mmxmm) | |
| CHR 70M (31.0x21.7) | 108.0x75.6 |

DTCM71M-150-M58-AL



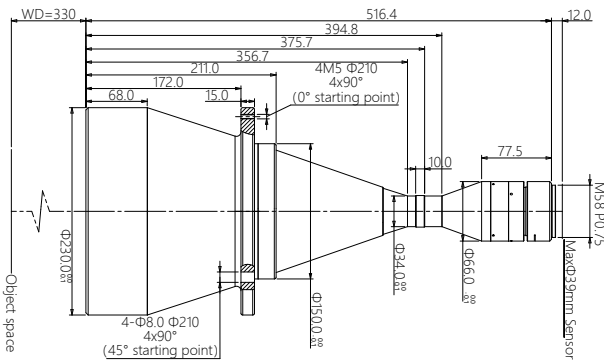
| | |
|-----------------------|------------|
| FOV(Φmm) | 150 |
| Mag,β(x) | 0.260 |
| WD(mm) | 300±5 |
| Max Sensor Size(Φmm) | 39 |
| F/# | 13.1 |
| MTF30(lp/mm) | >70 |
| DOF(mm) | ±11.8@F20 |
| Distortion(% max) | <0.1 |
| Telecentricity(° max) | <0.1 |
| I/O(mm) | 739±5 |
| Length(mm) | 427.2 |
| Mount | M42/M58 |
| Weight(kg) | 6.3 |
| Field of View (mmxmm) | |
| CHR 70M (31.0x21.7) | 119.2x83.5 |

DTCM71M-170-M58-AL



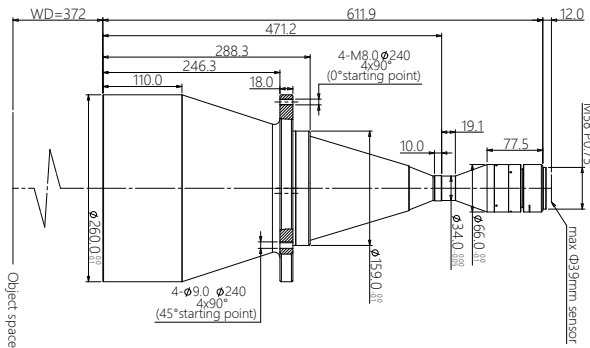
| | |
|-----------------------|------------|
| FOV(Φmm) | 170 |
| Mag,β(x) | 0.229 |
| WD(mm) | 318±5 |
| Max Sensor Size(Φmm) | 39 |
| F/# | 6.5 |
| MTF30(lp/mm) | >125 |
| DOF(mm) | ±8.4@F11 |
| Distortion(% max) | <0.1 |
| Telecentricity(° max) | <0.1 |
| I/O(mm) | 819±5 |
| Length(mm) | 489.1 |
| Mount | M42/M58 |
| Weight(kg) | 7.1 |
| Field of View (mmxmm) | |
| CHR 70M (31.0x21.7) | 135.4x94.8 |

DTCM71M-190H-M58-AL



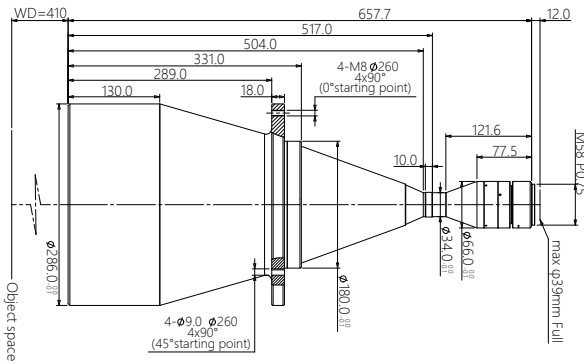
| | |
|-----------------------|-------------|
| FOV(Φmm) | 190 |
| Mag,β(x) | 0.205 |
| WD(mm) | 330±5 |
| Max Sensor Size(Φmm) | 39 |
| F/# | 6.5 |
| MTF30(lp/mm) | >135 |
| DOF(mm) | ±10.5@F11 |
| Distortion(% max) | <0.1 |
| Telecentricity(° max) | <0.1 |
| I/O(mm) | 858±5 |
| Length(mm) | 516.4 |
| Mount | M42/M58 |
| Weight(kg) | 10.2 |
| Field of View (mmxmm) | |
| CHR 70M (31.0x21.7) | 151.2x105.9 |

DTCM71M-216-M58-AL



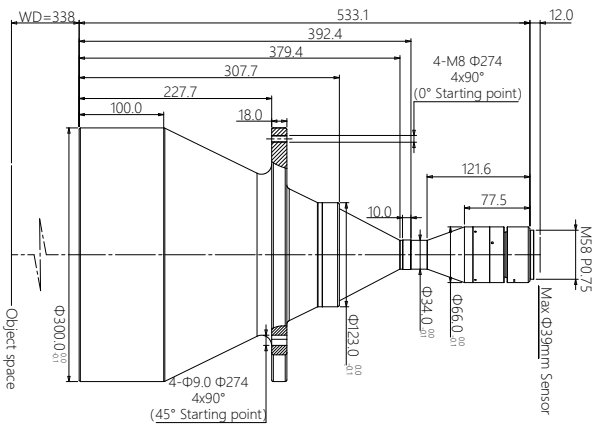
| | |
|-----------------------|-------------|
| FOV(Φmm) | 216 |
| Mag,β(x) | 0.181 |
| WD(mm) | 372±5 |
| Max Sensor Size(Φmm) | 39 |
| F/# | 6.5 |
| MTF30(lp/mm) | >135 |
| DOF(mm) | ±13.4@F11 |
| Distortion(% max) | <0.1 |
| Telecentricity(° max) | <0.1 |
| I/O(mm) | 996±5 |
| Length(mm) | 611.9 |
| Mount | M42/M58 |
| Weight(kg) | 14.4 |
| Field of View (mmxmm) | |
| CHR 70M (31.0x21.7) | 171.3x119.9 |

DTCM71M-240H-M58-AL



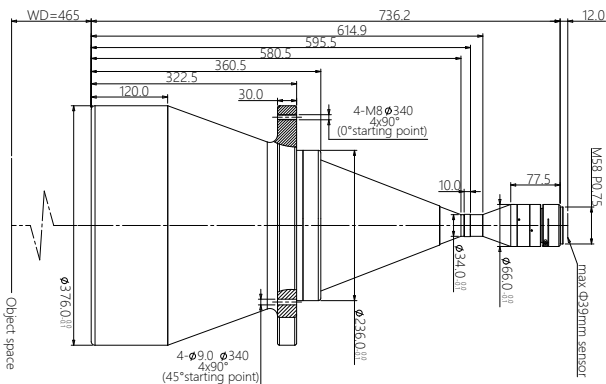
| | |
|------------------------------|-------------|
| FOV(Φmm) | 240 |
| Mag,β(x) | 0.163 |
| WD(mm) | 410±6 |
| Max Sensor Size(Φmm) | 39 |
| F/# | 7.5 |
| MTF30(lp/mm) | >130 |
| DOF(mm) | ±24.3@F16 |
| Distortion(% max) | <0.1 |
| Telecentricity(° max) | <0.1 |
| I/O(mm) | 1080±6 |
| Length(mm) | 657.7 |
| Mount | M42/M58 |
| Weight(kg) | 19.7 |
| Field of View (mmxmm) | |
| CHR 70M (31.0x21.7) | 190.2x133.1 |

DTCM71M-258-M58-AL



| | |
|------------------------------|-------------|
| FOV(Φmm) | 258 |
| Mag,β(x) | 0.151 |
| WD(mm) | 338±5 |
| Max Sensor Size(Φmm) | 39 |
| F/# | 6.5 |
| MTF30(lp/mm) | >130 |
| DOF(mm) | ±19.3@F11 |
| Distortion(% max) | <0.1 |
| Telecentricity(° max) | <0.1 |
| I/O(mm) | 883±5 |
| Length(mm) | 533.1 |
| Mount | M42/M58 |
| Weight(kg) | 2.48 |
| Field of View (mmxmm) | |
| CHR 70M (31.0x21.7) | 205.3x143.7 |

DTCM71M-300-M58-AL



| | |
|------------------------------|-------------|
| FOV(Φmm) | 300 |
| Mag,β(x) | 0.130 |
| WD(mm) | 465±6 |
| Max Sensor Size(Φmm) | 39 |
| F/# | 6.5 |
| MTF30(lp/mm) | >130 |
| DOF(mm) | ±26@F11 |
| Distortion(% max) | <0.1 |
| Telecentricity(° max) | <0.1 |
| I/O(mm) | 1213±6 |
| Length(mm) | 736.2 |
| Mount | M42/M58 |
| Weight(kg) | 47.2 |
| Field of View (mmxmm) | |
| CHR 70M (31.0x21.7) | 238.5x166.9 |

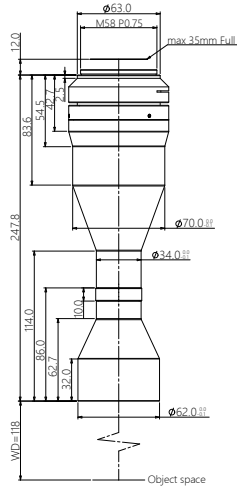
DTCM35FH Series

For 35mm Full Cameras



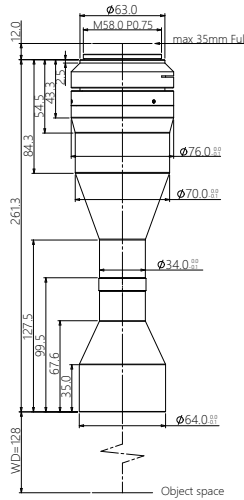
| Lens Model | FOV (Φmm) | Mag. β(x) | WD (mm) | Sensor Size (Φmm) | F/# | MTF30 (lp/mm) | DOF (mm) | Distortion (% max) | Telecentricity (° max) | I/O (mm) | Length (mm) | Mount | Weight (kg) |
|----------------------|-----------|-----------|---------|-------------------|------|---------------|-----------|--------------------|------------------------|----------|-------------|-------|-------------|
| DTCM35FH-42-M58-AL | 42 | 1.038 | 118±3 | 43.6(35mm Full) | 17.1 | >50 | ±0.7@F20 | <0.1 | <0.1 | 378±3 | 247.8 | M58 | 1.2 |
| DTCM35FH-48-M58-AL | 48 | 0.908 | 128±3 | 43.6(35mm Full) | 17.1 | >50 | ±1.0@F20 | <0.1 | <0.1 | 401±3 | 261.3 | M58 | 1.2 |
| DTCM35FH-56-M58-AL | 56 | 0.779 | 138±3 | 43.6(35mm Full) | 14.6 | >60 | ±1.3@F20 | <0.1 | <0.1 | 434±3 | 283.8 | M58 | 1.5 |
| DTCM35FH-64H-M58-AL | 64 | 0.681 | 158±3 | 43.6(35mm Full) | 12.8 | >65 | ±1.7@F20 | <0.1 | <0.1 | 466±3 | 296.3 | M58 | 1.5 |
| DTCM35FH-72-M58-AL | 72 | 0.606 | 178±3 | 43.6(35mm Full) | 12.8 | >70 | ±2.2@F20 | <0.1 | <0.1 | 506±3 | 316.3 | M58 | 1.8 |
| DTCM35FH-80H-M58-AL | 80 | 0.545 | 228±4 | 43.6(35mm Full) | 7.3 | >115 | ±2.2@F16 | <0.1 | <0.1 | 546±4 | 306.3 | M58 | 2.7 |
| DTCM35FH-90-M58-AL | 90 | 0.484 | 208±3 | 43.6(35mm Full) | 11.4 | >75 | ±3.4@F20 | <0.1 | <0.1 | 561±3 | 341.3 | M58 | 2.4 |
| DTCM35FH-100H-M58-AL | 100 | 0.436 | 238±4 | 43.6(35mm Full) | 10.3 | >91 | ±4.2@F20 | <0.1 | <0.1 | 634±4 | 384.0 | M58 | 3.8 |
| DTCM35FH-110-M58-AL | 110 | 0.396 | 263±4 | 43.6(35mm Full) | 9.3 | >90 | ±4.1@F16 | <0.1 | <0.1 | 669±6 | 393.9 | M58 | 3.4 |
| DTCM35FH-120H-M58-AL | 120 | 0.363 | 273±5 | 43.6(35mm Full) | 8.5 | >105 | ±4.9@F16 | <0.1 | <0.1 | 691±5 | 405.6 | M58 | 5.0 |
| DTCM35FH-136-M58-AL | 136 | 0.321 | 288±5 | 43.6(35mm Full) | 7.9 | >110 | ±6.2@F16 | <0.1 | <0.1 | 779±6 | 478.9 | M58 | 5.0 |
| DTCM35FH-150-M58-AL | 150 | 0.291 | 300±5 | 43.6(35mm Full) | 14.6 | >63 | ±9.3@F20 | <0.1 | <0.1 | 760±5 | 448.3 | M58 | 6.4 |
| DTCM35FH-170-M58-AL | 170 | 0.256 | 318±5 | 43.6(35mm Full) | 6.0 | >130 | ±6.7@F11 | <0.1 | <0.1 | 840±5 | 510.2 | M58 | 7.5 |
| DTCM35FH-190H-M58-AL | 190 | 0.229 | 330±5 | 43.6(35mm Full) | 6.0 | >135 | ±8.4@F11 | <0.1 | <0.1 | 880±5 | 537.5 | M58 | 10.6 |
| DTCM35FH-216-M58-AL | 216 | 0.202 | 372±5 | 43.6(35mm Full) | 10.4 | >90 | ±19.6@F20 | <0.1 | <0.1 | 1017±5 | 633.0 | M58 | 14.7 |
| DTCM35FH-240H-M58-AL | 240 | 0.182 | 410±6 | 43.6(35mm Full) | 6.0 | >130 | ±13.3@F11 | <0.1 | <0.1 | 1101±6 | 678.8 | M58 | 20.0 |
| DTCM35FH-258-M58-AL | 258 | 0.169 | 338±5 | 43.6(35mm Full) | 6.0 | >120 | ±15.1@F11 | <0.1 | <0.1 | 906±5 | 556.2 | M58 | 25.4 |
| DTCM35FH-300-M58-AL | 300 | 0.145 | 465±6 | 43.6(35mm Full) | 6.7 | >130 | ±20.9@F11 | <0.1 | <0.1 | 1234±6 | 757.3 | M58 | 47.5 |

DTCM35FH-42-M58-AL



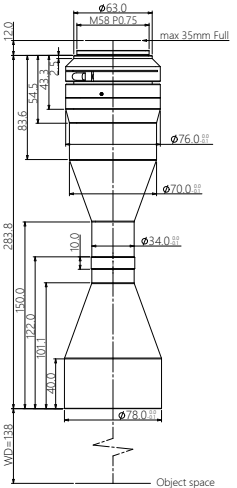
| | |
|--------------------------|-----------------|
| FOV(φmm) | 42 |
| Mag.(x) | 1.038 |
| WD(mm) | 118±3 |
| Max Sensor Size(φmm) | 43.6(35mm Full) |
| F/# | 17.1 |
| MTF30(lp/mm) | >50 |
| DOF(mm) | ±0.7@F20 |
| Distortion(% max) | <0.1 |
| Telecentricity(° max) | <0.1 |
| I/O(mm) | 378±3 |
| Length(mm) | 247.8 |
| Mount | M58 |
| Weight(kg) | 1.2 |
| Field of View (mmxmm) | |
| CMV50000 (36.43x27.62) | 35.1x26.6 |
| KAI29050/2 (36.17x24.11) | 34.8x23.2 |
| KAI43142 (36.18x24.12) | 34.9x23.2 |

DTCM35FH-48-M58-AL



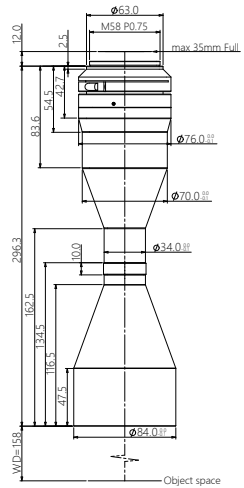
| | |
|--------------------------|-----------------|
| FOV(φmm) | 48 |
| Mag.(x) | 0.908 |
| WD(mm) | 128±3 |
| Max Sensor Size(φmm) | 43.6(35mm Full) |
| F/# | 17.1 |
| MTF30(lp/mm) | >50 |
| DOF(mm) | ±1.0@F20 |
| Distortion(% max) | <0.1 |
| Telecentricity(° max) | <0.1 |
| I/O(mm) | 401±3 |
| Length(mm) | 261.3 |
| Mount | M58 |
| Weight(kg) | 1.2 |
| Field of View (mmxmm) | |
| CMV50000 (36.43x27.62) | 40.1x30.4 |
| KAI29050/2 (36.17x24.11) | 39.8x26.6 |
| KAI43142 (36.18x24.12) | 39.8x26.6 |

DTCM35FH-56-M58-AL



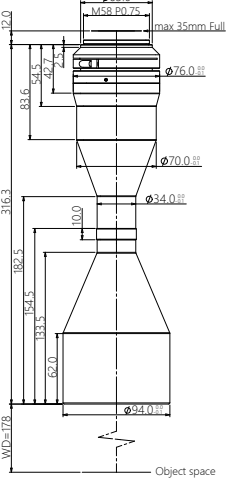
| | |
|--------------------------|-----------------|
| FOV(φmm) | 56 |
| Mag.(x) | 0.779 |
| WD(mm) | 138±3 |
| Max Sensor Size(φmm) | 43.6(35mm Full) |
| F/# | 14.6 |
| MTF30(lp/mm) | >60 |
| DOF(mm) | ±1.3@F20 |
| Distortion(% max) | <0.1 |
| Telecentricity(° max) | <0.1 |
| I/O(mm) | 434±3 |
| Length(mm) | 283.8 |
| Mount | M58 |
| Weight(kg) | 1.5 |
| Field of View (mmxmm) | |
| CMV50000 (36.43x27.62) | 46.8x35.5 |
| KAI29050/2 (36.17x24.11) | 46.4x30.9 |
| KAI43142 (36.18x24.12) | 46.4x31.0 |

DTCM35FH-64H-M58-AL



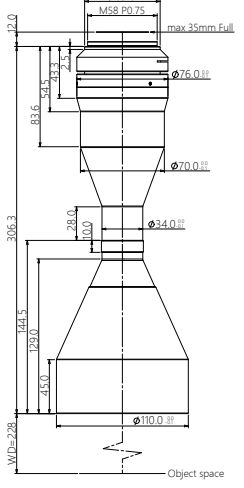
| | |
|--------------------------|-----------------|
| FOV(φmm) | 64 |
| Mag.(x) | 0.681 |
| WD(mm) | 158±3 |
| Max Sensor Size(φmm) | 43.6(35mm Full) |
| F/# | 12.8 |
| MTF30(lp/mm) | >65 |
| DOF(mm) | ±1.7@F20 |
| Distortion(% max) | <0.1 |
| Telecentricity(° max) | <0.1 |
| I/O(mm) | 466±3 |
| Length(mm) | 296.3 |
| Mount | M58 |
| Weight(kg) | 1.5 |
| Field of View (mmxmm) | |
| CMV50000 (36.43x27.62) | 53.5x40.6 |
| KAI29050/2 (36.17x24.11) | 53.1x35.4 |
| KAI43142 (36.18x24.12) | 53.1x35.4 |

DTCM35FH-72-M58-AL



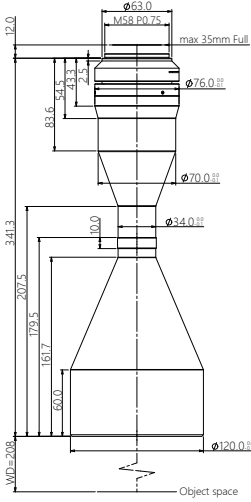
| | |
|--------------------------|-----------------|
| FOV(φmm) | 72 |
| Mag.(x) | 0.606 |
| WD(mm) | 178±3 |
| Max Sensor Size(φmm) | 43.6(35mm Full) |
| F/# | 12.8 |
| MTF30(lp/mm) | >70 |
| DOF(mm) | ±2.2@F20 |
| Distortion(% max) | <0.1 |
| Telecentricity(° max) | <0.1 |
| I/O(mm) | 506±3 |
| Length(mm) | 316.3 |
| Mount | M58 |
| Weight(kg) | 1.8 |
| Field of View (mmxmm) | |
| CMV50000 (36.43x27.62) | 60.1x45.6 |
| KAI29050/2 (36.17x24.11) | 59.7x39.8 |
| KAI43142 (36.18x24.12) | 59.7x39.8 |

DTCM35FH-80H-M58-AL



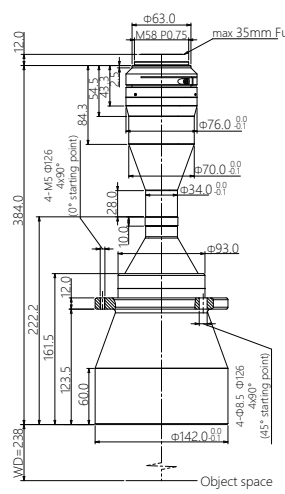
| | |
|--------------------------|-----------------|
| FOV(φmm) | 80 |
| Mag.(x) | 0.545 |
| WD(mm) | 228±4 |
| Max Sensor Size(φmm) | 43.6(35mm Full) |
| F/# | 7.3 |
| MTF30(lp/mm) | >115 |
| DOF(mm) | ±2.2@F16 |
| Distortion(% max) | <0.1 |
| Telecentricity(° max) | <0.1 |
| I/O(mm) | 546±4 |
| Length(mm) | 306.3 |
| Mount | M58 |
| Weight(kg) | 2.7 |
| Field of View (mmxmm) | |
| CMV50000 (36.43x27.62) | 66.8x50.7 |
| KAI29050/2 (36.17x24.11) | 66.4x44.2 |
| KAI43142 (36.18x24.12) | 66.4x44.3 |

DTCM35FH-90-M58-AL



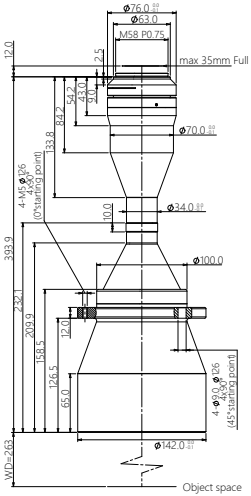
| | |
|--------------------------|-----------------|
| FOV(Φmm) | 90 |
| Mag.(x) | 0.484 |
| WD(mm) | 208±3 |
| Max Sensor Size(Φmm) | 43.6(35mm Full) |
| F/# | 11.4 |
| MTF30(lp/mm) | >75 |
| DOF(mm) | ±3.4@F20 |
| Distortion(% max) | <0.1 |
| Telecentricity(° max) | <0.1 |
| I/O(mm) | 561±3 |
| Length(mm) | 341.3 |
| Mount | M58 |
| Weight(kg) | 2.4 |
| Field of View (mmxmm) | |
| CMV50000 (36.43x27.62) | 75.3x57.1 |
| KAI29050/2 (36.17x24.11) | 74.7x49.8 |
| KAI43142 (36.18x24.12) | 74.8x49.8 |

DTCM35FH-100H-M58-AL



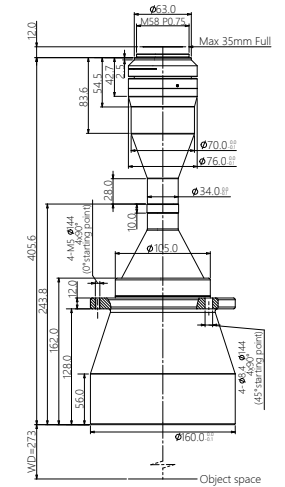
| | |
|--------------------------|-----------------|
| FOV(Φmm) | 100 |
| Mag.(x) | 0.436 |
| WD(mm) | 238±4 |
| Max Sensor Size(Φmm) | 43.6(35mm Full) |
| F/# | 10.3 |
| MTF30(lp/mm) | >91 |
| DOF(mm) | ±4.2@F20 |
| Distortion(% max) | <0.1 |
| Telecentricity(° max) | <0.1 |
| I/O(mm) | 634±4 |
| Length(mm) | 384.0 |
| Mount | M58 |
| Weight(kg) | 3.8 |
| Field of View (mmxmm) | |
| CMV50000 (36.43x27.62) | 83.6x63.3 |
| KAI29050/2 (36.17x24.11) | 83.0x55.3 |
| KAI43142 (36.18x24.12) | 83.0x55.3 |

DTCM35FH-110-M58-AL



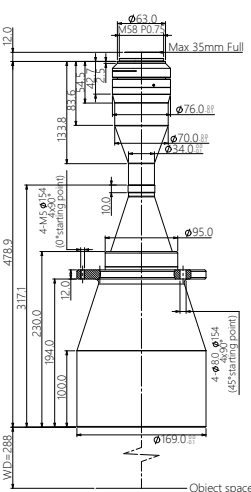
| | |
|--------------------------|-----------------|
| FOV(Φmm) | 110 |
| Mag.(x) | 0.396 |
| WD(mm) | 263±4 |
| Max Sensor Size(Φmm) | 43.6(35mm Full) |
| F/# | 9.3 |
| MTF30(lp/mm) | >90 |
| DOF(mm) | ±4.1@F16 |
| Distortion(% max) | <0.1 |
| Telecentricity(° max) | <0.1 |
| I/O(mm) | 669±4 |
| Length(mm) | 393.9 |
| Mount | M58 |
| Weight(kg) | 3.4 |
| Field of View (mmxmm) | |
| CMV50000 (36.43x27.62) | 92.0x69.7 |
| KAI29050/2 (36.17x24.11) | 91.3x60.9 |
| KAI43142 (36.18x24.12) | 91.4x60.9 |

DTCM35FH-120H-M58-AL



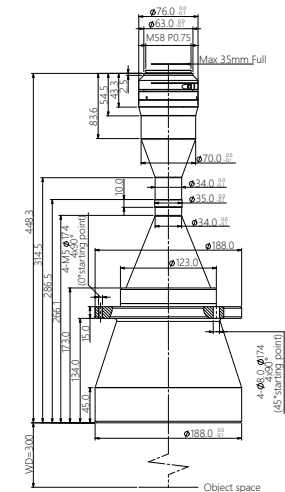
| | |
|--------------------------|-----------------|
| FOV(Φmm) | 120 |
| Mag.(x) | 0.363 |
| WD(mm) | 273±5 |
| Max Sensor Size(Φmm) | 43.6(35mm Full) |
| F/# | 8.5 |
| MTF30(lp/mm) | >105 |
| DOF(mm) | ±4.9@F16 |
| Distortion(% max) | <0.1 |
| Telecentricity(° max) | <0.1 |
| I/O(mm) | 691±5 |
| Length(mm) | 405.6 |
| Mount | M58 |
| Weight(kg) | 5.0 |
| Field of View (mmxmm) | |
| CMV50000 (36.43x27.62) | 100.4x76.1 |
| KAI29050/2 (36.17x24.11) | 99.6x66.4 |
| KAI43142 (36.18x24.12) | 99.7x66.4 |

DTCM35FH-136-M58-AL



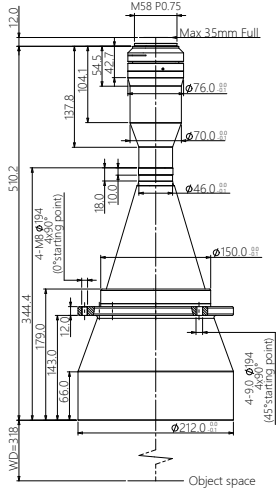
| | |
|--------------------------|-----------------|
| FOV(Φmm) | 136 |
| Mag.(x) | 0.321 |
| WD(mm) | 288±5 |
| Max Sensor Size(Φmm) | 43.6(35mm Full) |
| F/# | 7.9 |
| MTF30(lp/mm) | >110 |
| DOF(mm) | ±6.2@F16 |
| Distortion(% max) | <0.1 |
| Telecentricity(° max) | <0.1 |
| I/O(mm) | 779±6 |
| Length(mm) | 478.9 |
| Mount | M58 |
| Weight(kg) | 5.0 |
| Field of View (mmxmm) | |
| CMV50000 (36.43x27.62) | 113.5x86.0 |
| KAI29050/2 (36.17x24.11) | 112.7x75.1 |
| KAI43142 (36.18x24.12) | 112.7x75.1 |

DTCM35FH-150-M58-AL



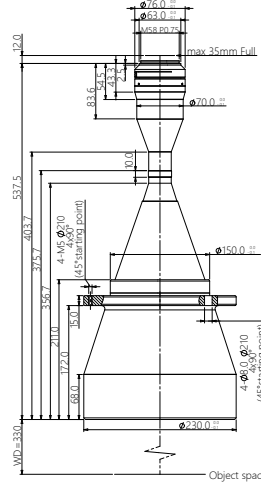
| | |
|--------------------------|-----------------|
| FOV(Φmm) | 150 |
| Mag.(x) | 0.291 |
| WD(mm) | 300±5 |
| Max Sensor Size(Φmm) | 43.6(35mm Full) |
| F/# | 14.6 |
| MTF30(lp/mm) | >63 |
| DOF(mm) | ±9.3@F20 |
| Distortion(% max) | <0.1 |
| Telecentricity(° max) | <0.1 |
| I/O(mm) | 760±5 |
| Length(mm) | 448.3 |
| Mount | M58 |
| Weight(kg) | 6.4 |
| Field of View (mmxmm) | |
| CMV50000 (36.43x27.62) | 125.2x94.9 |
| KAI29050/2 (36.17x24.11) | 124.3x82.9 |
| KAI43142 (36.18x24.12) | 124.3x82.9 |

DTCM35FH-170-M58-AL



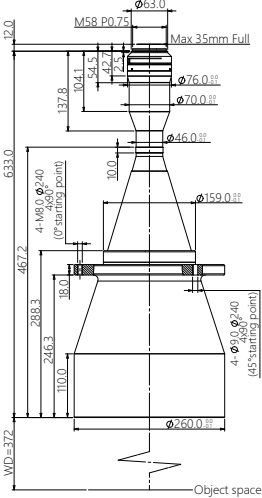
| | |
|--------------------------|-----------------|
| FOV(Φmm) | 170 |
| Mag.(x) | 0.256 |
| WD(mm) | 318±5 |
| Max Sensor Size(Φmm) | 43.6(35mm Full) |
| F/# | 6.0 |
| MTF30(lp/mm) | >130 |
| DOF(mm) | ±6.7@F11 |
| Distortion(% max) | <0.1 |
| Telecentricity(° max) | <0.1 |
| I/O(mm) | 840±5 |
| Length(mm) | 510.2 |
| Mount | M58 |
| Weight(kg) | 7.5 |
| Field of View (mmxmm) | |
| CMV50000 (36.43x27.62) | 142.3x107.9 |
| KAI29050/2 (36.17x24.11) | 141.3x94.2 |
| KAI43142 (36.18x24.12) | 141.3x94.2 |

DTCM35FH-190H-M58-AL



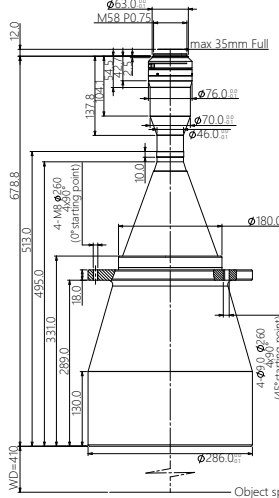
| | |
|--------------------------|-----------------|
| FOV(Φmm) | 190 |
| Mag.(x) | 0.229 |
| WD(mm) | 330±5 |
| Max Sensor Size(Φmm) | 43.6(35mm Full) |
| F/# | 6.0 |
| MTF30(lp/mm) | >135 |
| DOF(mm) | ±8.4@F11 |
| Distortion(% max) | <0.1 |
| Telecentricity(° max) | <0.1 |
| I/O(mm) | 880±5 |
| Length(mm) | 537.5 |
| Mount | M58 |
| Weight(kg) | 10.6 |
| Field of View (mmxmm) | |
| CMV50000 (36.43x27.62) | 159.1x120.6 |
| KAI29050/2 (36.17x24.11) | 157.9x105.3 |
| KAI43142 (36.18x24.12) | 158.0x105.3 |

DTCM35FH-216-M58-AL



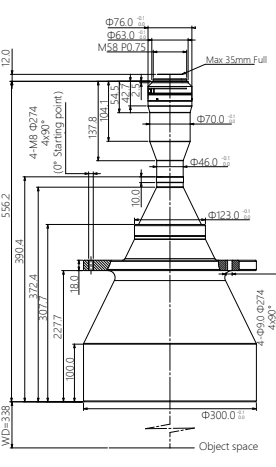
| | |
|--------------------------|-----------------|
| FOV(Φmm) | 216 |
| Mag.(x) | 0.202 |
| WD(mm) | 372±5 |
| Max Sensor Size(Φmm) | 43.6(35mm Full) |
| F/# | 10.4 |
| MTF30(lp/mm) | >90 |
| DOF(mm) | ±19.6@F20 |
| Distortion(% max) | <0.1 |
| Telecentricity(° max) | <0.1 |
| I/O(mm) | 1017±5 |
| Length(mm) | 633.0 |
| Mount | M58 |
| Weight(kg) | 14.7 |
| Field of View (mmxmm) | |
| CMV50000 (36.43x27.62) | 180.3x136.7 |
| KAI29050/2 (36.17x24.11) | 179.1x119.4 |
| KAI43142 (36.18x24.12) | 179.1x119.4 |

DTCM35FH-240H-M58-AL



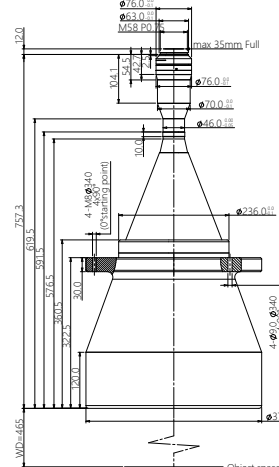
| | |
|--------------------------|-----------------|
| FOV(Φmm) | 240 |
| Mag.(x) | 0.182 |
| WD(mm) | 410±6 |
| Max Sensor Size(Φmm) | 43.6(35mm Full) |
| F/# | 6.0 |
| MTF30(lp/mm) | >130 |
| DOF(mm) | ±13.3@F11 |
| Distortion(% max) | <0.1 |
| Telecentricity(° max) | <0.1 |
| I/O(mm) | 1101±6 |
| Length(mm) | 678.8 |
| Mount | M58 |
| Weight(kg) | 20.0 |
| Field of View (mmxmm) | |
| CMV50000 (36.43x27.62) | 200.2x151.8 |
| KAI29050/2 (36.17x24.11) | 198.7x132.5 |
| KAI43142 (36.18x24.12) | 198.8x132.5 |

DTCM35FH-258-M58-AL



| | |
|--------------------------|-----------------|
| FOV(Φmm) | 258 |
| Mag.(x) | 0.169 |
| WD(mm) | 338±5 |
| Max Sensor Size(Φmm) | 43.6(35mm Full) |
| F/# | 6.0 |
| MTF30(lp/mm) | >120 |
| DOF(mm) | ±15.1@F11 |
| Distortion(% max) | <0.1 |
| Telecentricity(° max) | <0.1 |
| I/O(mm) | 906±5 |
| Length(mm) | 556.2 |
| Mount | M58 |
| Weight(kg) | 25.4 |
| Field of View (mmxmm) | |
| CMV50000 (36.43x27.62) | 215.6x163.4 |
| KAI29050/2 (36.17x24.11) | 214.0x142.7 |
| KAI43142 (36.18x24.12) | 214.1x142.7 |

DTCM35FH-300-M58-AL



| | |
|--------------------------|-----------------|
| FOV(Φmm) | 300 |
| Mag.(x) | 0.145 |
| WD(mm) | 465±6 |
| Max Sensor Size(Φmm) | 43.6(35mm Full) |
| F/# | 6.7 |
| MTF30(lp/mm) | >130 |
| DOF(mm) | ±20.9@F11 |
| Distortion(% max) | <0.1 |
| Telecentricity(° max) | <0.1 |
| I/O(mm) | 1234±6 |
| Length(mm) | 757.3 |
| Mount | M58 |
| Weight(kg) | 47.5 |
| Field of View (mmxmm) | |
| CMV50000 (36.43x27.62) | 251.2x190.5 |
| KAI29050/2 (36.17x24.11) | 249.4x166.3 |
| KAI43142 (36.18x24.12) | 249.5x166.3 |

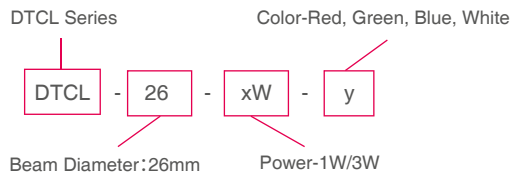
Telecentric LED Lighting

Model: DTCL Series

Features

- Specially developed for backlights which is for the objects in spected by telecentric lens.
- More accurate imaging compared with diffusing light resource by decreasing diffuse reflection on edge.
- Develop Telecentricity and DoF for the telecentric lens.
- Equipped with multiple wavelengths. 1W/3W power available. Built-in device for brightness adjustment.

Name Rule



| Model | Beam Diameter (mm) | Color | | | | Optical Spec. (mm) | Mechanical Spec. (mm) | | Compatible Telecentric Lens |
|----------------|--------------------|-----------|-------------|------------|-------|--------------------|-----------------------|-------------------|-----------------------------|
| | | Red 630nm | Green 520nm | Blue 460nm | white | WD (mm) | Length (mm) | Diameter (mm)(mm) | |
| DTCL-26-xW-y | 26 | √ | √ | √ | √ | 23-46 | 124.8 | 44 | DTCMxxx-26 |
| DTCL-36-xW-y | 36 | √ | √ | √ | √ | 36-72 | 144.9 | 54 | DTCMxxx-36 |
| DTCL-42-xW-y | 42 | √ | √ | √ | √ | 40-80 | 130.4 | 62 | DTCMxxx-42 |
| DTCL-48-xW-y | 48 | √ | √ | √ | √ | 43-86 | 143.9 | 64 | DTCMxxx-48 |
| DTCL-56-xW-y | 56 | √ | √ | √ | √ | 46-92 | 166.4 | 78 | DTCMxxx-56 |
| DTCL-64H-xW-y | 64 | √ | √ | √ | √ | 63-126 | 178.9 | 84 | DTCMxxx-64H |
| DTCL-72-xW-y | 72 | √ | √ | √ | √ | 59-119 | 198.9 | 94 | DTCMxxx-72 |
| DTCL-80H-xW-y | 80 | √ | √ | √ | √ | 76-152 | 188.8 | 110 | DTCMxxx-80H |
| DTCL-90-xW-y | 90 | √ | √ | √ | √ | 69-139 | 223.9 | 120 | DTCMxxx-90 |
| DTCL-100H-xW-y | 100 | √ | √ | √ | √ | 86-172 | 266.6 | 142 | DTCMxxx-100H |
| DTCL-110-xW-y | 110 | √ | √ | √ | √ | 90-180 | 276.5 | 142 | DTCMxxx-110 |
| DTCL-120H-xW-y | 120 | √ | √ | √ | √ | 93-186 | 288.2 | 160 | DTCMxxx-120H |
| DTCL-136-xW-y | 136 | √ | √ | √ | √ | 95-190 | 361.5 | 169 | DTCMxxx-136 |
| DTCL-150-xW-y | 150 | √ | √ | √ | √ | 100-200 | 332.1 | 188 | DTCMxxx-150 |
| DTCL-170-xW-y | 170 | √ | √ | √ | √ | 110-210 | 392.8 | 212 | DTCMxxx-170 |
| DTCL-190H-xW-y | 190 | √ | √ | √ | √ | 110-220 | 420.1 | 230 | DTCMxxx-190H |
| DTCL-216-xW-y | 216 | √ | √ | √ | √ | 120-250 | 515.6 | 260 | DTCMxxx-216 |
| DTCL-240H-xW-y | 240 | √ | √ | √ | √ | 135-270 | 561.4 | 286 | DTCMxxx-240H |
| DTCL-258-xW-y | 258 | √ | √ | √ | √ | 145-290 | 436.8 | 300 | DTCMxxx-258 |
| DTCL-300-xW-y | 300 | √ | √ | √ | √ | 155-310 | 639.9 | 376 | DTCMxxx-300 |

DTCM16K Series

For 59mm Cameras



DTCM430H Series

DTCM175 Series

DTCM210 Series

DTCM71M Series

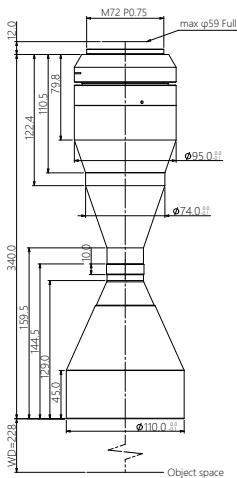
DTCM35FH Series

DTCM16K Series

DTCM150M Series

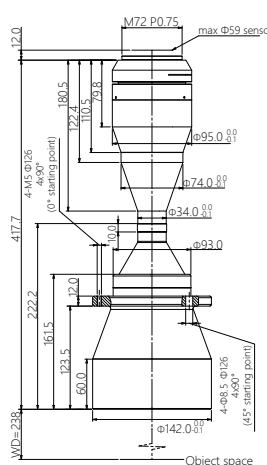
| Lens Model | FOV (Φmm) | Mag. β(x) | WD (mm) | Sensor Size (Φmm) | F/# | MTF30 (lp/mm) | DOF (mm) | Distortion (% max) | Telecentricity (° max) | I/O (mm) | Length (mm) | Mount | Weight (kg) |
|-----------------|-----------|-----------|---------|-------------------|------|---------------|-----------|--------------------|------------------------|----------|-------------|-------|-------------|
| DTCM16K-80H-AL | 80 | 0.738 | 228±4 | 59 | 9.9 | >85 | ±1.6@F22 | <0.1 | <0.1 | 580±4 | 340.0 | M72 | 3.4 |
| DTCM16K-100H-AL | 100 | 0.590 | 238±4 | 59 | 13.9 | >67 | ±2.3@F20 | <0.1 | <0.1 | 668±4 | 417.7 | M72 | 3.1 |
| DTCM16K-110-AL | 110 | 0.536 | 263±4 | 59 | 12.6 | >60 | ±2.8@F20 | <0.1 | <0.1 | 703±4 | 427.6 | M72 | 4.1 |
| DTCM16K-136-AL | 136 | 0.434 | 288±5 | 59 | 10.7 | >80 | ±4.2@F20 | <0.1 | <0.1 | 813±5 | 512.6 | M72 | 5.7 |
| DTCM16K-150-AL | 150 | 0.393 | 300±5 | 59 | 19.8 | >45 | ±5.1@F20 | <0.1 | <0.1 | 794±5 | 482.0 | M72 | 7.1 |
| DTCM16K-170-AL | 170 | 0.347 | 318±5 | 59 | 8.7 | >90 | ±5.3@F16 | <0.1 | <0.1 | 874±5 | 543.9 | M72 | 8.0 |
| DTCM16K-190H-AL | 190 | 0.311 | 330±5 | 59 | 8.7 | >100 | ±6.6@F16 | <0.1 | <0.1 | 913±5 | 571.2 | M72 | 11.1 |
| DTCM16K-216-AL | 216 | 0.273 | 372±5 | 59 | 8.7 | >95 | ±8.6@F16 | <0.1 | <0.1 | 1051±5 | 666.7 | M72 | 15.2 |
| DTCM16K-240H-AL | 240 | 0.246 | 410±6 | 59 | 8.7 | >100 | ±14.6@F22 | <0.1 | <0.1 | 1135±6 | 712.5 | M72 | 20.5 |
| DTCM16K-258-AL | 258 | 0.229 | 338±5 | 59 | 8.7 | >100 | ±12.2@F16 | <0.1 | <0.1 | 940±5 | 589.8 | M72 | 25.8 |
| DTCM16K-300-AL | 300 | 0.197 | 465±6 | 59 | 9.0 | >95 | ±20.6@F20 | <0.1 | <0.1 | 1268±6 | 791.0 | M72 | 48.0 |

DTCM16K-80H-AL



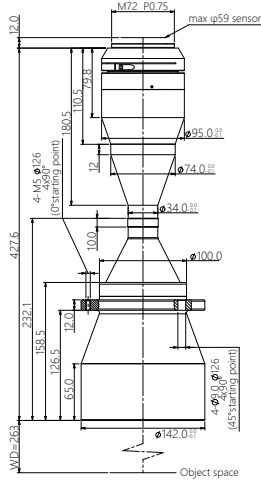
| | |
|-----------------------|-----------|
| FOV(Φmm) | 80 |
| Mag. (x) | 0.738 |
| WD(mm) | 228±4 |
| Max Sensor Size(Φmm) | 59 |
| F/# | 9.9 |
| MTF30(lp/mm) | >85 |
| DOF(mm) | ±1.6@F22 |
| Distortion(% max) | <0.1 |
| Telecentricity(° max) | <0.1 |
| I/O(mm) | 580±4 |
| Length(mm) | 340.0 |
| Mount | M72 |
| Weight(kg) | 3.4 |
| Field of View (mmxmm) | |
| KAI-47051 (48.7x29.0) | 66.0x39.3 |
| Linescan-16K (57.4mm) | 77.8 |
| Linescan-8K (57.4mm) | 77.8 |

DTCM16K-100H-AL



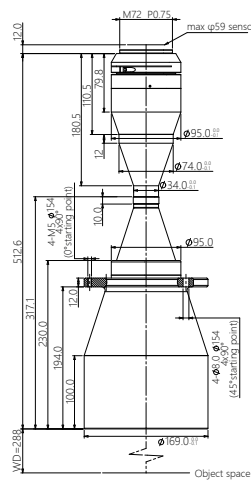
| | |
|-----------------------|-----------|
| FOV(Φmm) | 100 |
| Mag. (x) | 0.590 |
| WD(mm) | 238±4 |
| Max Sensor Size(Φmm) | 59 |
| F/# | 13.9 |
| MTF30(lp/mm) | >67 |
| DOF(mm) | ±2.3@F20 |
| Distortion(% max) | <0.1 |
| Telecentricity(° max) | <0.1 |
| I/O(mm) | 668±4 |
| Length(mm) | 417.7 |
| Mount | M72 |
| Weight(kg) | 3.1 |
| Field of View (mmxmm) | |
| KAI-47051 (48.7x29.0) | 82.5x49.2 |
| Linescan-16K (57.4mm) | 97.3 |
| Linescan-8K (57.4mm) | 97.3 |

DTCM16K-110-AL



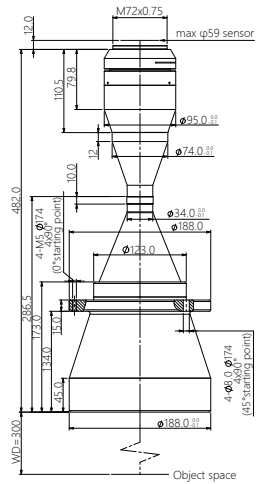
| | |
|-----------------------|-----------|
| FOV(Φmm) | 110 |
| Mag.(x) | 0.536 |
| WD(mm) | 263±4 |
| Max Sensor Size(Φmm) | 59 |
| F/# | 12.6 |
| MTF30(lp/mm) | >60 |
| DOF(mm) | ±2.8@F20 |
| Distortion(% max) | <0.1 |
| Telecentricity(° max) | <0.1 |
| I/O(mm) | 703±4 |
| Length(mm) | 427.6 |
| Mount | M72 |
| Weight(kg) | 4.1 |
| Field of View (mmxmm) | |
| KAI-47051 (48.7x29.0) | 90.9x54.1 |
| Linescan-16K (57.4mm) | 107.1 |
| Linescan-8K (57.4mm) | 107.1 |

DTCM16K-136-AL



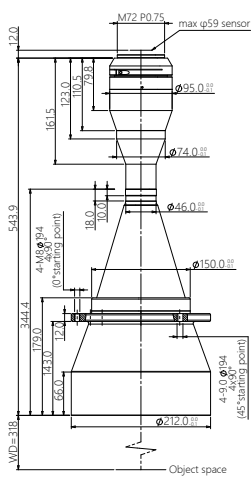
| | |
|-----------------------|------------|
| FOV(Φmm) | 136 |
| Mag.(x) | 0.434 |
| WD(mm) | 288±5 |
| Max Sensor Size(Φmm) | 59 |
| F/# | 10.7 |
| MTF30(lp/mm) | >80 |
| DOF(mm) | ±4.2@F20 |
| Distortion(% max) | <0.1 |
| Telecentricity(° max) | <0.1 |
| I/O(mm) | 813±5 |
| Length(mm) | 512.6 |
| Mount | M72 |
| Weight(kg) | 5.7 |
| Field of View (mmxmm) | |
| KAI-47051 (48.7x29.0) | 112.2x66.8 |
| Linescan-16K (57.4mm) | 132.3 |
| Linescan-8K (57.4mm) | 132.3 |

DTCM16K-150-AL



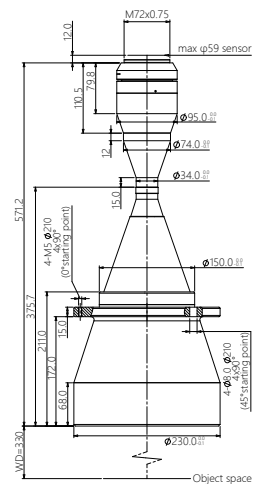
| | |
|-----------------------|------------|
| FOV(Φmm) | 150 |
| Mag.(x) | 0.393 |
| WD(mm) | 300±5 |
| Max Sensor Size(Φmm) | 59 |
| F/# | 19.8 |
| MTF30(lp/mm) | >45 |
| DOF(mm) | ±5.1@F20 |
| Distortion(% max) | <0.1 |
| Telecentricity(° max) | <0.1 |
| I/O(mm) | 794±5 |
| Length(mm) | 482.0 |
| Mount | M72 |
| Weight(kg) | 7.1 |
| Field of View (mmxmm) | |
| KAI-47051 (48.7x29.0) | 123.9x73.8 |
| Linescan-16K (57.4mm) | 146.1 |
| Linescan-8K (57.4mm) | 146.1 |

DTCM16K-170-AL



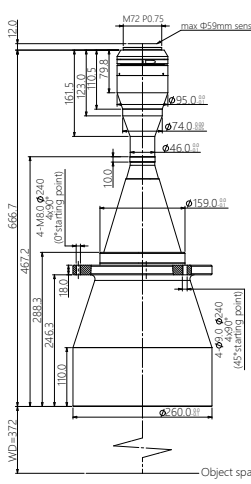
| | |
|-----------------------|------------|
| FOV(Φmm) | 170 |
| Mag.(x) | 0.347 |
| WD(mm) | 318±5 |
| Max Sensor Size(Φmm) | 59 |
| F/# | 8.7 |
| MTF30(lp/mm) | >90 |
| DOF(mm) | ±5.3@F16 |
| Distortion(% max) | <0.1 |
| Telecentricity(° max) | <0.1 |
| I/O(mm) | 874±5 |
| Length(mm) | 543.9 |
| Mount | M72 |
| Weight(kg) | 8.0 |
| Field of View (mmxmm) | |
| KAI-47051 (48.7x29.0) | 140.3x83.6 |
| Linescan-16K (57.4mm) | 165.4 |
| Linescan-8K (57.4mm) | 165.4 |

DTCM16K-190H-AL



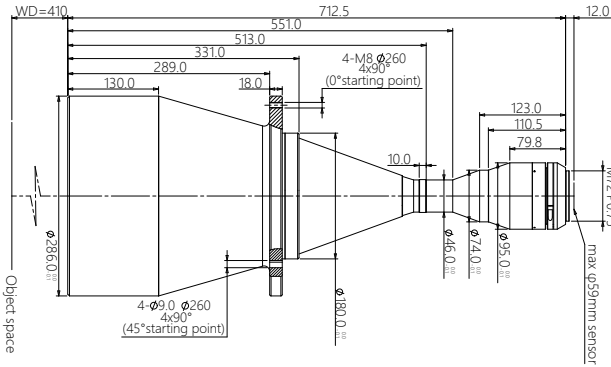
| | |
|-----------------------|------------|
| FOV(Φmm) | 190 |
| Mag.(x) | 0.311 |
| WD(mm) | 330±5 |
| Max Sensor Size(Φmm) | 59 |
| F/# | 8.7 |
| MTF30(lp/mm) | >100 |
| DOF(mm) | ±6.6@F16 |
| Distortion(% max) | <0.1 |
| Telecentricity(° max) | <0.1 |
| I/O(mm) | 913±5 |
| Length(mm) | 571.2 |
| Mount | M72 |
| Weight(kg) | 11.1 |
| Field of View (mmxmm) | |
| KAI-47051 (48.7x29.0) | 156.6x93.2 |
| Linescan-16K (57.4mm) | 184.6 |
| Linescan-8K (57.4mm) | 184.6 |

DTCM16K-216-AL



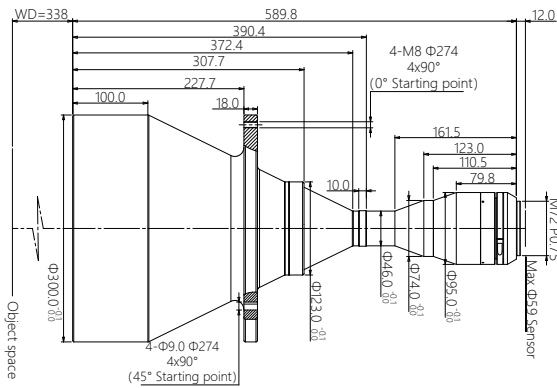
| | |
|-----------------------|-------------|
| FOV(Φmm) | 216 |
| Mag.(x) | 0.273 |
| WD(mm) | 372±5 |
| Max Sensor Size(Φmm) | 59 |
| F/# | 8.7 |
| MTF30(lp/mm) | >95 |
| DOF(mm) | ±8.6@F16 |
| Distortion(% max) | <0.1 |
| Telecentricity(° max) | <0.1 |
| I/O(mm) | 1051±5 |
| Length(mm) | 666.7 |
| Mount | M72 |
| Weight(kg) | 15.2 |
| Field of View (mmxmm) | |
| KAI-47051 (48.7x29.0) | 178.4x106.2 |
| Linescan-16K (57.4mm) | 210.3 |
| Linescan-8K (57.4mm) | 210.3 |

DTCM16K-240H-AL



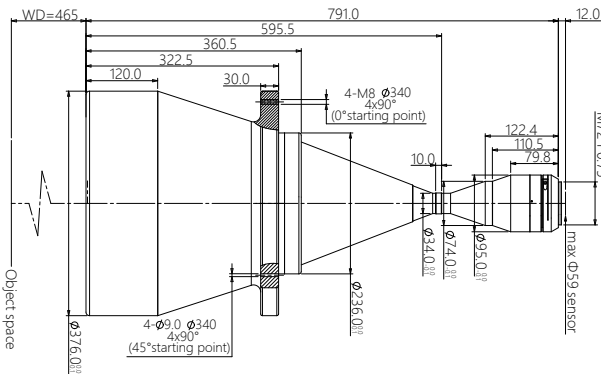
| | |
|-----------------------|-------------|
| FOV(Φmm) | 240 |
| Mag.(x) | 0.246 |
| WD(mm) | 410±6 |
| Max Sensor Size(Φmm) | 59 |
| F/# | 8.7 |
| MTF30(lp/mm) | >100 |
| DOF(mm) | ±14.6@F22 |
| Distortion(% max) | <0.1 |
| Telecentricity(° max) | <0.1 |
| I/O(mm) | 1135±6 |
| Length(mm) | 712.5 |
| Mount | M72 |
| Weight(kg) | 20.5 |
| Field of View (mmxmm) | |
| KAI-47051 (48.7x29.0) | 198.0x117.9 |
| Linescan-16K (57.4mm) | 233.3 |
| Linescan-8K (57.4mm) | 233.3 |

DTCM16K-258-AL



| | |
|-----------------------|-------------|
| FOV(Φmm) | 258 |
| Mag.(x) | 0.229 |
| WD(mm) | 338±5 |
| Max Sensor Size(Φmm) | 59 |
| F/# | 8.7 |
| MTF30(lp/mm) | >100 |
| DOF(mm) | ±12.2@F16 |
| Distortion(% max) | <0.1 |
| Telecentricity(° max) | <0.1 |
| I/O(mm) | 940±5 |
| Length(mm) | 589.8 |
| Mount | M72 |
| Weight(kg) | 25.8 |
| Field of View (mmxmm) | |
| KAI-47051 (48.7x29.0) | 212.7x126.6 |
| Linescan-16K (57.4mm) | 250.7 |
| Linescan-8K (57.4mm) | 250.7 |

DTCM16K-300-AL



| | |
|-----------------------|-------------|
| FOV(Φmm) | 300 |
| Mag.(x) | 0.197 |
| WD(mm) | 465±6 |
| Max Sensor Size(Φmm) | 59 |
| F/# | 9.0 |
| MTF30(lp/mm) | >95 |
| DOF(mm) | ±20.6@F20 |
| Distortion(% max) | <0.1 |
| Telecentricity(° max) | <0.1 |
| I/O(mm) | 1268±6 |
| Length(mm) | 791.0 |
| Mount | M72 |
| Weight(kg) | 48.0 |
| Field of View (mmxmm) | |
| KAI-47051 (48.7x29.0) | 247.2x147.2 |
| Linescan-16K (57.4mm) | 291.4 |
| Linescan-8K (57.4mm) | 291.4 |

DTCM430H Series

DTCM175 Series

DTCM210 Series

DTCM71M Series

DTCM35FH Series

DTCM16K Series

DTCM150M Series

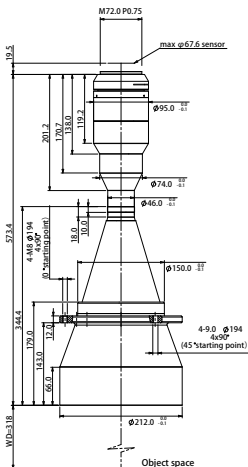
DTCM150M Series

For 67.6mm Cameras



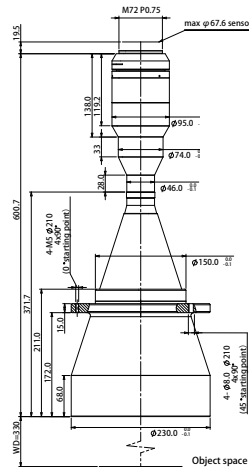
| Lens Model | FOV (Φmm) | Mag. β(x) | WD (mm) | Sensor Size (Φmm) | F/# | MTF30 (lp/mm) | DOF (mm) | Distortion (% max) | Telecentricity (° max) | I/O (mm) | Length (mm) | Mount | Weight (kg) |
|---------------------------|-----------|-----------|---------|-------------------|-----|---------------|-----------|--------------------|------------------------|----------|-------------|-------|-------------|
| DTCM150M-170-M72-19.5-AL | 170 | 0.398 | 318±5 | 67.6 | 9.4 | >88 | ±2.4@F9.4 | <0.1 | <0.1 | 911±5 | 573.4 | M72 | 8.0 |
| DTCM150M-190H-M72-19.5-AL | 190 | 0.356 | 330±5 | 67.6 | 9.4 | >95 | ±3.0@F9.4 | <0.1 | <0.1 | 950±5 | 600.7 | M72 | 11.1 |
| DTCM150M-216-M72-19.5-AL | 216 | 0.313 | 372±5 | 67.6 | 7.9 | >100 | ±3.2@F16 | <0.1 | <0.1 | 1088±5 | 696.1 | M72 | 15.2 |
| DTCM150M-240H-M72-19.5-AL | 240 | 0.282 | 410±6 | 67.6 | 9.4 | >88 | ±8.0@F16 | <0.1 | <0.1 | 1172±6 | 742 | M72 | 20.5 |
| DTCM150M-258-M72-19.5-AL | 258 | 0.262 | 338±5 | 67.6 | 8.8 | >95 | ±5.1@F8.8 | <0.1 | <0.1 | 977±5 | 619.4 | M72 | 25.8 |
| DTCM150M-300-M72-19.5-AL | 300 | 0.225 | 465±6 | 67.6 | 6.6 | >98 | ±5.2@F6.6 | <0.1 | <0.1 | 1305±6 | 820.5 | M72 | 48.0 |

DTCM150M-170-M72-19.5-AL



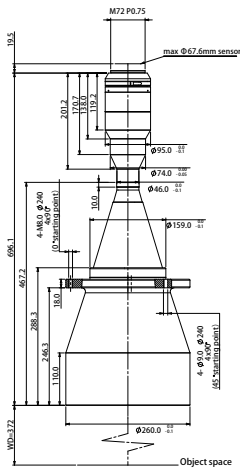
| | |
|-----------------------|--------------------|
| FOV(Φmm) | 170 |
| Mag.(x) | 0.398 |
| WD(mm) | 318±5 |
| Max Sensor Size(Φmm) | 67.6 |
| F/# | 9.4 |
| MTF30(lp/mm) | >88 |
| DOF(mm) | ±2.4@F9.4 |
| Distortion(% max) | <0.1 |
| Telecentricity(° max) | <0.1 |
| I/O(mm) | 911±5 |
| Length(mm) | 573.4±5 |
| Mount | M72 |
| Weight(kg) | 8.0 |
| Field of View (mmxmm) | IMX411(53.42x40mm) |
| | 134.2x100.5 |

DTCM150M-190H-M72-19.5-AL



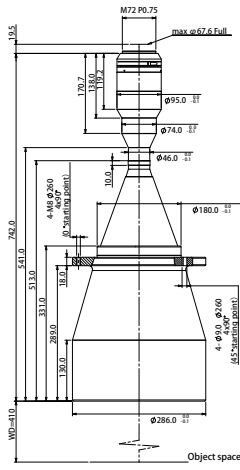
| | |
|-----------------------|--------------------|
| FOV(Φmm) | 190 |
| Mag.(x) | 0.356 |
| WD(mm) | 330±5 |
| Max Sensor Size(Φmm) | 67.6 |
| F/# | 9.4 |
| MTF30(lp/mm) | >95 |
| DOF(mm) | ±3.0@F9.4 |
| Distortion(% max) | <0.1 |
| Telecentricity(° max) | <0.1 |
| I/O(mm) | 950±5 |
| Length(mm) | 600.7 |
| Mount | M72 |
| Weight(kg) | 11.1 |
| Field of View (mmxmm) | IMX411(53.42x40mm) |
| | 150.1x112.4 |

DTCM150M-216-M72-19.5-AL



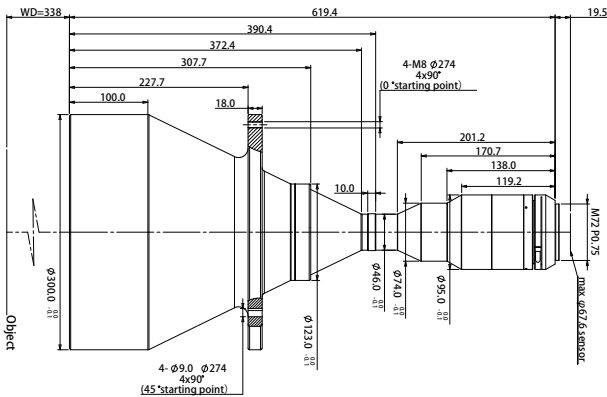
| | |
|-----------------------|-------------|
| FOV(Φmm) | 216 |
| Mag.(x) | 0.313 |
| WD(mm) | 372±5 |
| Max Sensor Size(Φmm) | 67.6 |
| F/# | 7.9 |
| MTF30(lp/mm) | >100 |
| DOF(mm) | ±3.2@F16 |
| Distortion(% max) | <0.1 |
| Telecentricity(° max) | <0.1 |
| I/O(mm) | 1088±5 |
| Length(mm) | 696.1 |
| Mount | M72 |
| Weight(kg) | 15.2 |
| Field of View (mmxmm) | |
| IMX411(53.42x40mm) | 170.6x127.8 |

DTCM150M-240H-M72-19.5-AL



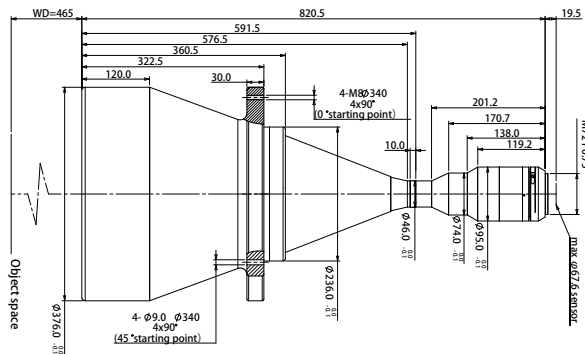
| | |
|-----------------------|-------------|
| FOV(Φmm) | 240 |
| Mag.(x) | 0.282 |
| WD(mm) | 410±6 |
| Max Sensor Size(Φmm) | 67.6 |
| F/# | 9.4 |
| MTF30(lp/mm) | >88 |
| DOF(mm) | ±8.0@F16 |
| Distortion(% max) | <0.1 |
| Telecentricity(° max) | <0.1 |
| I/O(mm) | 1172±6 |
| Length(mm) | 742 |
| Mount | M72 |
| Weight(kg) | 20.5 |
| Field of View (mmxmm) | |
| IMX411(53.42x40mm) | 189.4x141.8 |

DTCM150M-258-M72-19.5-AL



| | |
|-----------------------|-------------|
| FOV(Φmm) | 258 |
| Mag.(x) | 0.262 |
| WD(mm) | 338±5 |
| Max Sensor Size(Φmm) | 67.6 |
| F/# | 8.8 |
| MTF30(lp/mm) | >95 |
| DOF(mm) | ±5.1@F8.8 |
| Distortion(% max) | <0.1 |
| Telecentricity(° max) | <0.1 |
| I/O(mm) | 977±5 |
| Length(mm) | 619.4 |
| Mount | M72 |
| Weight(kg) | 25.8 |
| Field of View (mmxmm) | |
| IMX411(53.42x40mm) | 203.9x152.7 |

DTCM150M-300-M72-19.5-AL



| | |
|-----------------------|-------------|
| FOV(Φmm) | 300 |
| Mag.(x) | 0.225 |
| WD(mm) | 465±6 |
| Max Sensor Size(Φmm) | 67.6 |
| F/# | 6.6 |
| MTF30(lp/mm) | >98 |
| DOF(mm) | ±5.2@F6.6 |
| Distortion(% max) | <0.1 |
| Telecentricity(° max) | <0.1 |
| I/O(mm) | 1305±6 |
| Length(mm) | 820.5 |
| Mount | M72 |
| Weight(kg) | 48.0 |
| Field of View (mmxmm) | |
| IMX411(53.42x40mm) | 237.4x177.8 |