

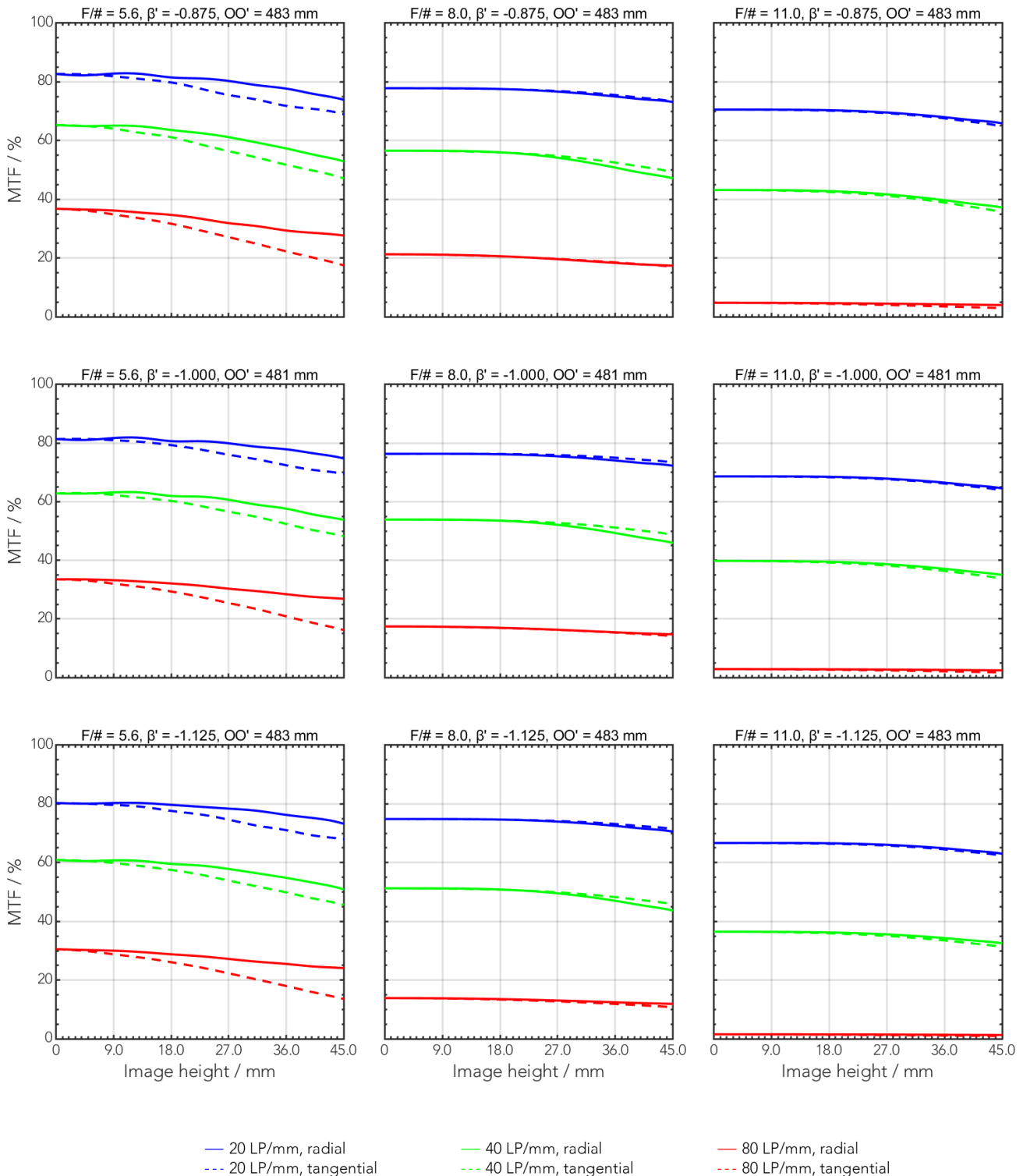
This vibration insensitive lens is designed to be used with large line scan and area sensors under harsh industrial conditions. The V38-Mount fits to our modular Unifoc system with a large variety of accessories. Optimized for a specific magnification to achieve best results at close-up applications. Low chromatic aberrations plus low geometric errors provide high image quality.

Key features	Applications
<ul style="list-style-type: none"> <li>• Modular system</li> <li>• Low distortion</li> <li>• Low chromatic aberrations</li> <li>• Large image circle</li> </ul>	<ul style="list-style-type: none"> <li>• Web inspection</li> <li>• Surface inspection</li> <li>• Measurement systems</li> <li>• Package sorting / logistic</li> </ul>

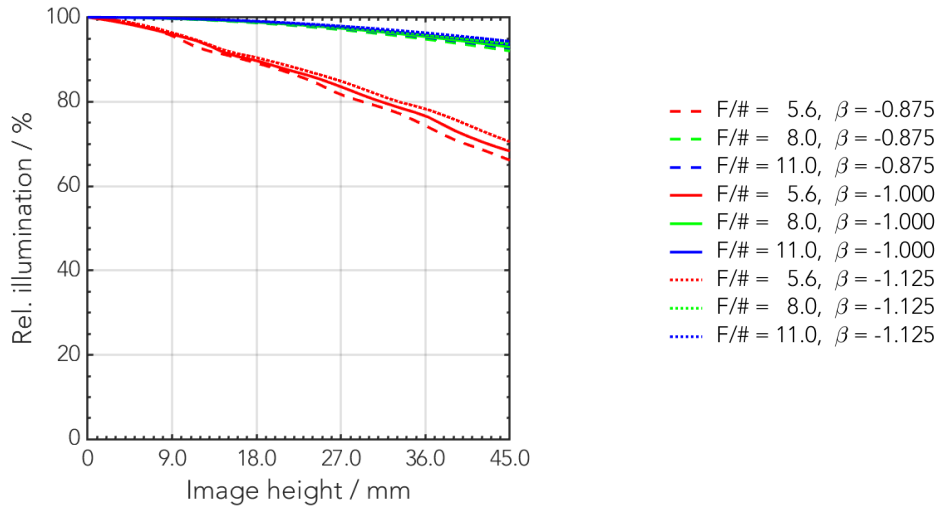
Technical specifications	
Type	-0158
ID	1097277
Interface	V38-Mount
Focal length [mm]	120
F/# range	F/5.6 ... F/64
Numerical aperture	0.04
Max. sensor size [mm]	90
Max. angle of view [°]	21
Rec. magnification range	-1 (-1.125 ... -0.875)
Rec. working distance range [mm]	198 ... 228
Max. mechanical focus travel [mm]	-
Filter thread [mm]	M40.5 x 0.5
Storage temperature [°C]	-25 ... +70
Net. weight [g]	164
Additional info	-
f'eff [mm]	120.68
SF [mm]	-94.33
S'F' [mm]	94.33
HH' [mm]	-1.78
β'P	1.00
SEP [mm]	26.21
S'AP [mm]	-26.48
Σd [mm]	50.91

## MTF charts

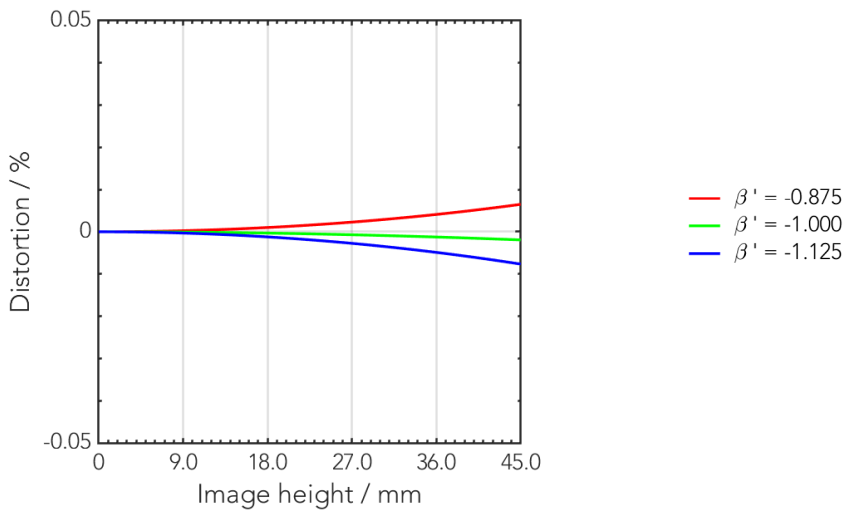
Spectrum name	VIS					
Wavelengths [nm]	425	475	525	575	625	675
Rel. weights [%]	8	16	23	22	19	13



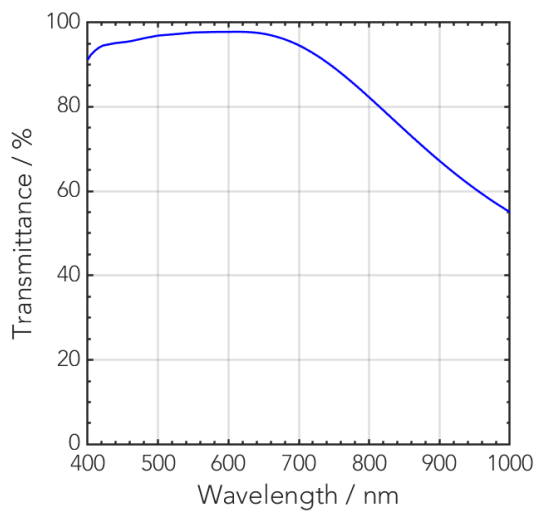
## Rel. illumination vs. image height



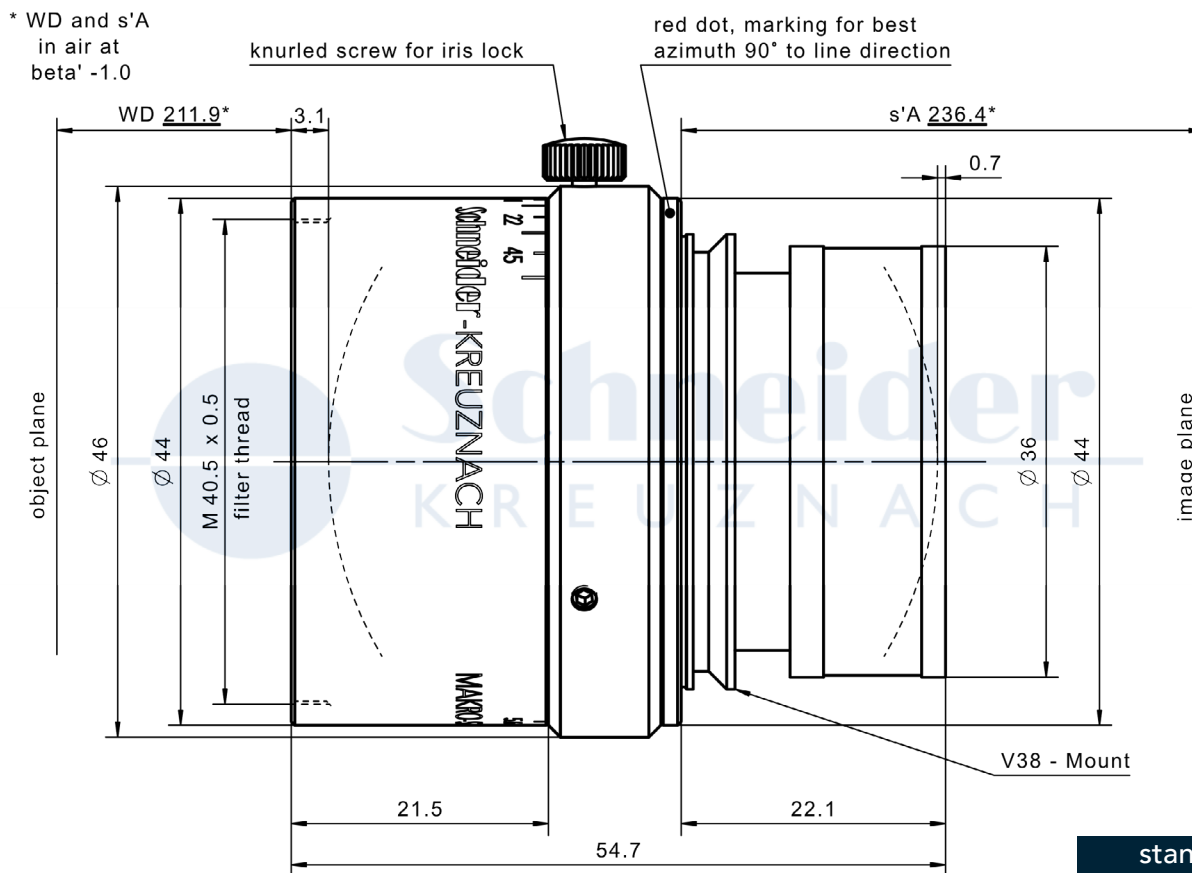
## Distortion vs. image height



## Transmittance vs. wavelength



## Technical drawings



Accessories	Mount	Eff. length	ID
Unifoc 12	V38 / V38	17.4 – 29.4 mm	11726
Unifoc 7	V38 / V38	20 – 27 mm	1001041
Unifoc 7	V38 / M58 x 0.75	20 – 27 mm	1054532
Adapter	V38 / C-Mount	6.5 mm	20052
	V38 / C-Mount	19.2 – 24.2 mm	1011634
	V38 / TFL-Mount	6.5 mm	1098490
	V38 / Leica	6.5mm	20054
	V38 / M42 x 0.75	6.5 mm	20053
	V38 / M42 x 1	6.5 mm	20059
	V38 / M42 x 1	35 mm	1001692
	V38 / M58 x 0.75	10mm	1018385
	V38 / F-Mount	9.3 mm	21610
Extension tube	V38 / V38	6 mm	20176
	V38 / V38	8 mm	20177
	V38 / V38	10 mm	20178
	V38 / V38	25 mm	20179
	V38 / V38	50 mm	20154
	V38 / V38	75 mm	20155

Annotation	
Focal length	Nominal focal length
F/# range	Image space F-number range for infinity focus position
Numerical aperture	Maximum real numerical aperture (depending on recommended magnification range either for infinity or respective fixed magnification)
Max. sensor size	Image circle diameter
Max. angle of view	Angle of view associated with maximum sensor size (depending on recommended magnification range either for infinity or respective fixed magnification)
Rec. magnification range	Magnification range as recommended by Schneider-Kreuznach
Rec. working distance range	Working distance, i.e. distance between object and first mechanical element, associated with recommended magnification range
Max. mechanical focus travel	Maximum possible movement of the lens from infinity position (depending on recommended magnification range either for infinity or respective fixed magnification)
Net weight	weight of unpacked lens without lens cap
$f'_{\text{eff}}$	Effective focal length
SF	Distance between vertex of first lens surface and object space focal point
S'F'	Distance between vertex of last lens surface and image space focal point (back focal distance at infinity)
HH'	Distance between principal planes
$\beta'P$	Pupil magnification (= exit pupil diameter / entrance pupil diameter)
SEP	Distance between vertex of first lens surface and entrance pupil
S'AP	Distance between vertex of last lens surface and exit pupil
$\Sigma d$	Distance between vertices of first and last lens surface
s'A	Flange focal distance (in air) for infinite object distance (depending on recommended magnification range either for infinity or respective fixed magnification)
$\beta'$	Magnification (= image size / object size), negative value because image is inverted
OO'	Distance between object and image

Unless otherwise stated all dimensions in this data sheet are in mm.